



TUUCI

BORN IN MIAMI

2024 COLLECTION

BE OUTSIDE.



# THE JOURNEY CONTINUES

— For more than 25 years, Tuuci has revolutionized outdoor spaces with durable, innovative shade platforms featuring nautically inspired designs. Founded by Dougan Clarke in 1998, Tuuci was born from sea-side roots in Miami, Florida where Clarke began his career as a marine outfitter for high-performance yachts.

With a keen eye for design and a passion for form and function, Dougan applied his craftsmanship to the shade industry to create Tuuci's unique brand of marine-grade, shade architecture. Today, Tuuci's distinctive designs and furnishings may be experienced around the world and are sought by leading design professionals within the architectural and design community.

**As our journey continues, we remain steadfastly committed to creating products that allow us all to enjoy nature in its most basic form - a comfortable place in the shade.**

# AUTHENTIC MARINE GRADE

— The exacting standards of the marine world are reflected in **everything we create**. That's why our parasols use marine grade aluminum alloy, fiberglass and stainless steel to create beautiful yet extremely durable shade structures that perform in the toughest environments.





# ENGINEERED FOR A LIFETIME

— We re-imagined the outdoor parasol in a way that is both exceedingly durable and long-lasting. The modular design of our patented independent bracket hub system allows for simple maintenance, adding years of life to each of our shade structures.

**Our commitment to creating best-in-class shade architecture is matched only by a best-in-class warranty.**

# TAILOR-MADE SHADE

— We are honored to have received countless Design Excellence Awards, but we are proudest to see how our products complement the creativity of others. With boundless fabric, trim, fringe, finish choices and combinations, our parasol and shade systems provide an opportunity to elevate any space.

We dream. We imagine. You create.





# ENDURING ELEGANCE

— **Beauty and durability synchronize flawlessly with our Plantation Aluma-TEAK.** For over a decade, we have perfected the art of creating the indistinguishable appearance of hardwood, impervious to sea-side corrosion and UV degradation. The result is a product uniquely inspired by nature with everlasting resilience.

# SHADE STUDIO

— Seeing is understanding. Our innovative virtual Shade Studio converts parasol, cabana and planter specifications into dynamic client-ready renderings. This industry-first visualizer uses sophisticated gaming technology to provide a robust 3D experience and bring ideas to life. Customizations and enhancements are viewed in real time to visually demonstrate options and facilitate decision making.



# Table of Contents

## Collections

### SHADE

Ocean Master

Bay Master

### SHELTER

Cabanas

Lounges

### URBAN GARDEN

## Projects

## Products

Premium Parasols

Essential Parasols

Cabanas

Lounges

Accessories

## Materials

## & Enhancements

Finishes

Fabrics

Enhancements

Branding

## 18-139

20-67

68-89

92-105

106-117

118-139

## 140-159

## 160-233

162-201

202-215

216-221

222-227

228-233

## 234-251

236-239

240-247

248-249

250-251





SHADE

---

# PREMIUM OCEAN MASTER COLLECTION

Form meets function in Tuuci's premium Ocean Master collection, which offer superior design, quality and engineering. Proportioned for a range of spaces, the structures are built of marine-grade materials to withstand the harshest weather conditions while providing durability and ease of use.



# Collection Index



OCEAN MASTER MEGA MAX  
Center Post 24



OCEAN MASTER MAX  
Center Post 30



OCEAN MASTER MAX  
Cantilever 42



OCEAN MASTER M1  
Center Post 50



OCEAN MASTER M1  
Cantilever 62

# Ocean Master

MEGA MAX Center Post




## STATEMENT PIECE


Tuuci's MEGA MAX parasol is a statement piece intended to suit all large outdoor shade needs. Design and engineering meet to produce an elegant profile with robust construction created to withstand high winds up to 45mph / 70kmh sustained and gusts up to 75mph / 120kmh. The strength, durability and serviceable design allows for an extended usable life reducing the environmental impact of the product.

**Canopy Shapes** — Square, Round & Rectangle.



**Canopy Sizes** — 16' / 4.9m up to 24' / 7.3m.



**EasyDrive Crank Lift.** The MEGA MAX operates with a heavy-duty gearbox and self-lubricating lead screw mechanism for smooth and easy opening and closing with the external hand crank.



**Vision Hub Design.** The parasol features our latest hub design constructed of marine grade stainless steel which maximizes durability. The 5.25" / 133mm mast has a 4-channel aluminum extrusion that amplifies its strength.



PRODUCT DETAILS ON PAGE 164

11 PREMIUM FINISHES



**Profound Strength**  
— & Reserved Beauty



# Ocean Master

MAX Center Post




## MARINE GRADE

Every silhouette in the Ocean Master MAX Collection stuns, and the engineering allows each parasol to cast its shade even in the toughest of conditions. The V-MAX Strut is exclusive to the collection and designed to resist wind forces with its radial strength precisely where needed most.

**Canopy Shapes** — Square, Octagon & Rectangle.

**Canopy Sizes** — 8' / 2.45m up to 18' / 5.5m.





**Patented Independent Bracket Hub.** The Ocean Master MAX Center Post parasols are artfully crafted to withstand the harshest marine elements and the test of time.



**V-MAX Strut Design.** This state-of-the-art Strut Design combined with reinforced shade skins and solid-state operating systems, ensures many years of profound strength and reserved beauty.

**15 PREMIUM FINISHES**



PRODUCT DETAILS ON PAGE 171



---

**Style** Classic  
**Frame** 8.0' / 2.45m Square  
**Finish** Polished Titanium  
**Canopy** MXT 9003 Natural



---

**Style** Classic  
**Frame** 11.0' / 3.4m Octagon  
**Finish** Glacier White  
**Canopy** MXT 9319 Poppy Red  
**Enhancement** Scalloped Valance & Cord Fringe

# Expansive Shade


---

Minimalistic Design



# Ocean Master

— MAX Nautical Teak



## NATURAL BEAUTY

Drawing inspiration from classic and modern sailing architecture and details, this innovative design sets a new standard for teak parasols. A uniquely reinforced mast sports an aluminum spine, adding strength while also affording the integration of an internal telescoping crank lift system, something never before achieved on a teak parasol.


**Canopy Shapes** — Square, Octagon & Rectangle.

**Canopy Sizes** — 6.5' / 2m up to 13' / 4m.

PRODUCT DETAILS ON PAGE 173



**Support Where You Need It.** Inspired by our marine roots, our premium teak parasol blends the beauty of hardwood, elements of nautical design and durability of corrosion-proof materials.



**Aluma-CORE Mast.** This mast enables our proprietary gear system and telescoping mast, which allows the parasol to gracefully deploy without interfering with the furniture below.



# Ocean Master

— MAX Cantilever



## SYMPHONY OF SHADE

The bold design of the Ocean Master MAX Cantilevers meets the shade requirements of the most challenging spaces. With the combined features of an ultra-strong, aluminum-milled fulcrum and telescoping mast, the canopy easily closes over tables and chairs. Quite simply, it is the ultimate structure to hover between sky and surface.

**Canopy Shapes** — Square, Octagon & Rectangle.

**Canopy Sizes** — 8' / 2.45m up to 14' / 4.25m.



PRODUCT DETAILS ON PAGE 180

PRODUCT DETAILS ON PAGE 180


### 15 PREMIUM FINISHES



POLISHED  
TITANIUM  
FLAGSHIP



ASPEN WHITE



CYPRESS



DRIFTWOOD



WEATHERED




NATURAL



JAVA

PLANTATION ALUMA-TEAK



SILVER SAND




GLACIER WHITE



SANDBAR



OYSTER



NIGHT FOG



ESPRESSO



GRAPHITE



BLACK SEA

PREMIUM POWDER COAT



**Style** Classic Dual  
**Frame** 12.0x24.0' / 3.65x7.3m Square  
**Finish** Natural Aluma-TEAK  
**Canopy** Custom Striped Fabric



**Style** Manta  
**Frame** 10.0' / 3m Square  
**Finish** Java Aluma-TEAK  
**Canopy** MXT 9105 Snow

**High Impact.**  
———— Low Maintenance.



# Ocean Master

— M1 Center Post




## SIMPLE ELEGANCE

The Ocean Master M1 collection holds parasols that are architectural triumphs in shade engineering and design. Constructed to withstand the harshest environments, they are the combination of long-lasting utility and simple elegance.

**Canopy Shapes** — Square, Octagon, Hexagon & Rectangle.

**Canopy Sizes** — 5.5' / 1.65m up to 12' / 3.7m.



**Superior Strength.** Tuuci's Ocean Master M1 Collection features a polished aluminum hub system that is durable and elegant, adding wow factor to any outdoor environment.



**Double Stitched.** Our canopies have reinforced pocket construction, utilizing ballistic fabric to make them significantly stronger to resist tearing or damage if the parasol hits the ground.



PRODUCT DETAILS ON PAGE 191

15 PREMIUM FINISHES

							
POLISHED TITANIUM FLAGSHIP	ASPEN WHITE	CYPRESS	DRIFTWOOD	WEATHERED	NATURAL	JAVA	
			PLANTATION ALUMA-TEAK				
							
SILVER SAND	GLACIER WHITE	SANDBAR	OYSTER	NIGHT FOG	ESPRESSO	GRAPHITE	BLACK SEA
PREMIUM POWDER COAT							



**Style** Classic  
**Frame** 7.5' / 2.25m Octagon  
**Finish** Natural Aluma-TEAK  
**Canopy** MXT 9003 Natural  
**Enhancement** Cord Fringe



**Style** Classic  
**Frame** 6.0' / 1.8m Octagon  
**Finish** Espresso  
**Canopy** MXT 9041 Sage  
**Enhancement** Modern Roman Valance



# Stylish Profiles

---

## Functional Shade


PRODUCT DETAILS ON PAGE 193





---

**Style** Polynesian  
**Frame** 8.5' / 2.6m Hexagon  
**Finish** Natural Aluma-TEAK  
**Canopy** MXT 9003 Natural



---

**Style** Crescent  
**Frame** 8.0' / 2.4m Hexagon  
**Finish** Black Sea  
**Canopy** MXT 9003 Natural  
**Enhancement** Accent Border  
MXT 9106 Tempest

# Ocean Master

— M1 Cantilever




PRODUCT DETAILS ON PAGE 198

## DESIGN VERSATILITY

The Ocean Master M1 Cantilevers deliver beauty, premium performance and durability, endless serviceability and design versatility - all in a scale perfectly suited for canopies up to 11' / 3.4 or 8x12' / 2.45x3.65m

**Canopy Shapes** — Square, Octagon & Rectangle.

**Canopy Sizes** — 8' / 2.45m up to 12' / 3.65m.





**Intelligent Design.** Enjoy the ease of our Auto-Lift Assist System, making opening and closing a breeze.



**Profound Strength.** Providing strength, durability and UV resistance, the Ocean Master M1 Cantilever carries a 15 year frame warranty.

15 PREMIUM FINISHES




POLISHED TITANIUM  
FLAGSHIP



ASPEN WHITE




CYPRESS



DRIFTWOOD



WEATHERED



NATURAL



JAVA

PLANTATION ALUMA-TEAK



SILVER SAND



GLACIER WHITE



SANDBAR




OYSTER



NIGHT FOG



ESPRESSO



GRAPHITE



BLACK SEA

PREMIUM POWDER COAT



# Expansive Shade

---

Built to Last



# ESSENTIAL BAY MASTER COLLECTION

Considered the essential workhorse of parasols, the Bay Master collection sets the standard for outdoor shade in commercial spaces. Offering state-of-the-art wind and sun protection, these structures are constructed of marine-grade materials for durability, dependability and ease of use.



# Collection Index



**BAY MASTER MAX** 72  
Center Post




**BAY MASTER M1** 76  
Center Post



**BAY MASTER M1** 84  
Cantilever

# Bay Master

— MAX Center Post



## FLEXIBLE & LIGHTWEIGHT

The Bay Master MAX carries style and aesthetics that impress guests and engineering and tenacity that impresses businesses.

**Canopy Shapes** — Square & Octagon.

**Canopy Sizes** — 10' / 3m up to 14' / 4.25m.

# Built to Last

Season after Season



# Bay Master

— M1 Center Post




## DURABLE & RIGID

The Bay Master M1 series of parasols combines signature Tuuci strength with simplified construction to serve a wide range of uses.

Intended for most commercial settings, this parasol features an extremely durable and rigid strut system.

**Canopy Shapes** — Square, Octagon, Hexagon & Rectangle.

**Canopy Sizes** — 5.5' / 1.65m up to 10.5' / 3.2m.



**Support Where Needed.** Bay Master M1 collection ribs feature marine grade aluminum struts that act as reinforcement, effectively distributing stress and guaranteeing added strength.



**Canopy Construction.** Durable and resistant to wear and tear from excessive opening and closing, our canopy pocket construction features stainless steel screw reinforcement.



#### 5 ESSENTIAL FINISHES



SATIN  
ANODIZED  
FLAGSHIP



GLACIER WHITE



BLACK SEA

POWDER COAT




NATURAL

VINEYARD  
DURA-TEAK



NATURAL

REAL  
HARDWOOD



**Style** Fiber-Flex  
**Frame** 7.5' / 2.25m Square  
**Finish** Vineyard Dura-TEAK  
**Canopy** CXT 8003 Natural



**Style** Classic  
**Frame** 9.0' / 2.75m Octagon  
**Finish** Satin Anodized  
**Canopy** CXT 8105 Snow

**Guaranteed to**  
———— **Last for Years**

PRODUCT DETAILS ON PAGE 207



# Bay Master

— M1 Cantilever



## ENGINEERED TO COMPLEMENT

Following in the footsteps of the MAX Cantilever, the Bay Master M1 Cantilever is modestly scaled to include smaller shapes & sizes than the larger and more robust MAX Cantilever range.

**Canopy Shapes** — Square & Octagon.

**Canopy Sizes** — 8' / 2.45m up to 11' / 3.4m.



PRODUCT DETAILS ON PAGE 213






**Built to Last.** All Bay Master M1 Collection products include a silver resin hub and are tested in high traffic areas, from ocean-front to exposed street-side locations.



**Quick & Easy Opening.** Tuuci's smaller cantilevers may be opened and closed quickly and easily with gas piston assist.

4 ESSENTIAL FINISHES



SATIN ANODIZED  
FLAGSHIP



GLACIER WHITE



BLACK SEA



NATURAL

POWDER COAT

VINEYARD DURA-TEAK



**Modestly Scaled**  
— Cantilever Range





SHELTER

---

# CABANAS COLLECTION

Relaxation has never been so peaceful. Create your own outdoor living room or lounge with options to choose from that fulfill your personal vision, incl. panels, windows, cushions, lighting and heaters.




# Solanox




## OPEN-AIR LIVING ROOM

Effortlessly transforming any patio, poolside or outdoor landscape into an open-air living room.


Spacious, modular and luxurious, this perfect getaway can be customized to fit your every need. Various configurations are wind rated from 50-100+ MPH / 80-160+ KMH. The Solanox Cabana will stand strong for years to come, giving comfort in the outdoors with a just right mix of sun and shade.



**Turn it On.** The Solanox Cabana has a number of added features available, including a power outlet option or 2 lights per beam.



**Warm it Up.** Energy efficient infrared heaters gently take the chill out of the air, extending the season in the most comfortable way.




**14 PREMIUM FINISHES**



ASPEN WHITE



CYPRESS



DRIFTWOOD



WEATHERED




NATURAL



JAVA

**PLANTATION ALUMA-TEAK**



SILVER SAND




GLACIER WHITE



SANDBAR




OYSTER



NIGHT FOG



ESPRESSO



GRAPHITE



BLACK SEA

**PREMIUM POWDER COAT**



---

**Shape** Square  
**Size** 10.0' / 3m  
**Finish** Glacier White  
**Roof** Automated Louvered  
**Wall** Trellis  
**Seating** L-Bench



---

**Shape** Square  
**Size** 8.0' / 2.45m  
**Finish** Weathered Aluma-TEAK  
**Roof** Trellis  
**Wall** Trellis & Curtains  
**Seating** Full Bed



Open-Air  
Living Room

Atlantis



102

Collections

PRODUCT DETAILS ON PAGE 219

St. Tropez



103

Collections

PRODUCT DETAILS ON PAGE 221

Grand Pacific



## LOUNGES COLLECTION

A highly evolved destination for outdoor relaxation, the open-air lounges designed by Tuuci offer marine-grade materials and all-weather engineering along with exceptional comfort and ambiance.



# Solanox Double Chaise



## EYE-POPPING PIECE

Tuuci's exclusive Solanox Double Chaise Lounge is luxury and durability in one package. Engineered with 4" / 10cm Armor Wall aluminum extrusions, and finished with our range of powder-coat options or our Aluma-TEAK finish, this eye-popping piece is at home in any commercial or residential environment. Enjoy a good book or lie back for an afternoon nap.


Relaxation has never been so beautiful.




14 PREMIUM FINISHES



ASPEN WHITE



CYPRESS




DRIFTWOOD



WEATHERED




NATURAL



JAVA

PLANTATION ALUMA-TEAK



SILVER SAND




GLACIER WHITE



SANDBAR




OYSTER



NIGHT FOG



ESPRESSO



GRAPHITE



BLACK SEA

PREMIUM POWDER COAT

Mercury



PRODUCT DETAILS ON PAGE 225

Crescent



PRODUCT DETAILS ON PAGE 226

# Air Lounge + Wave Stand



## HARMONY IN NATURE

Stretching between comfort and innovation is the Air Lounge hammock. Designed to expand and contract for a gentle swing, the streamlined profile of the Air Lounge is matched by its durable construction of Ultra Dry-Core Comfort Mesh and hardwood stretcher bars.

Find harmony in nature with years of inviting comfort.






**Sway Away.** The Air Lounge features ultra comfort sun mesh breathable fabric engineered to dry quickly and provide maintenance-free lounging.



**Strength & Safety.** The durable hardwood stretcher bars and marine grade components offer strength and safety throughout the Tuuci Air Lounge's lifetime.



## URBAN GARDEN COLLECTION

A move beyond shade to enhance luxurious outdoor living. The Urban Garden Collection lives comfortably in modern or traditional environments while the multitude of sizes and shapes offer varying degrees of space planning and privacy.



# Collection Index




**HIGHLAND**  
Planter 122



**MAINLAND**  
Planter 130



**FREESTANDING**  
Trellis Screen 138



**FREESTANDING**  
Light Post 139

# Highland

— Planter



## REFINED VERSION OF TIMELESSNESS


Reminiscent of the mixed materials from sailing yachts and today's luxurious furniture designs, the Highland Garden Planter is a refined version of timelessness, featuring thin ridges that provide an elevated accent to the wider channels. Enhance any outdoor aesthetic with the ability to select a premium Plantation Aluma-TEAK wood finish or powder coat on the channels combined with a powder coat or polished titanium finish on the ridges.

**Shapes** — Low (18"/46cm) & Tall (30"/76cm).

**Sizes** — 14x18x18" / 36x46x46cm up to  
14x72x30" / 36x183x76cm.



**Inspired Details.** The Highland Planter details are inspired by luxury and durability. You can choose from Aluma-TEAK or powder-coated channels, complemented by polished titanium or powder-coated ridges.



**Reserved Beauty.** Crafted to withstand the elements, this planter embodies the resilience and beauty that nature itself holds. It's not just a planter; it's a statement piece.



15 PREMIUM FINISHES




POLISHED TITANIUM


RIDGE ONLY



ASPEN WHITE



CYPRESS



DRIFTWOOD



WEATHERED




NATURAL



JAVA

PLANTATION ALUMA-TEAK  
\* CHANNELS ONLY



SILVER SAND




GLACIER WHITE



SANDBAR




OYSTER



NIGHT FOG



ESPRESSO



GRAPHITE



BLACK SEA

PREMIUM POWDER COAT



**Shape** Low  
**Size** 14x36x18" / 36x92x46cm  
**Channel Finish** Natural Aluma-TEAK  
**Ridge Finish** Polished Titanium  
**Screen Option** Trellis  
**Screen Frame** Black Sea  
**Screen Trellis** Natural Aluma-TEAK



**Shape** Low  
**Size** 14x36x18" / 36x92x46cm  
**Channel Finish** Natural Aluma-TEAK  
**Ridge Finish** Polished Titanium  
**Screen Option** Espalier  
**Screen Frame** Black Sea

**Enduring Structure**  
— & Aesthetic Appeal



# Mainland

Planter



## MONOCHROMATIC DESIGN

The simple and monochromatic design of the Mainland Garden Planter offers a nod to contemporary design roots. Available in 8 powder coat finishes, it can be comfortably situated as a complementary architectural feature in a classic setting.

**Shapes** — Low (18"/46cm) & Tall (30"/76cm).

**Sizes** — 14x18x18" / 36x46x46cm up to 14x36x30" / 36x91x76cm.





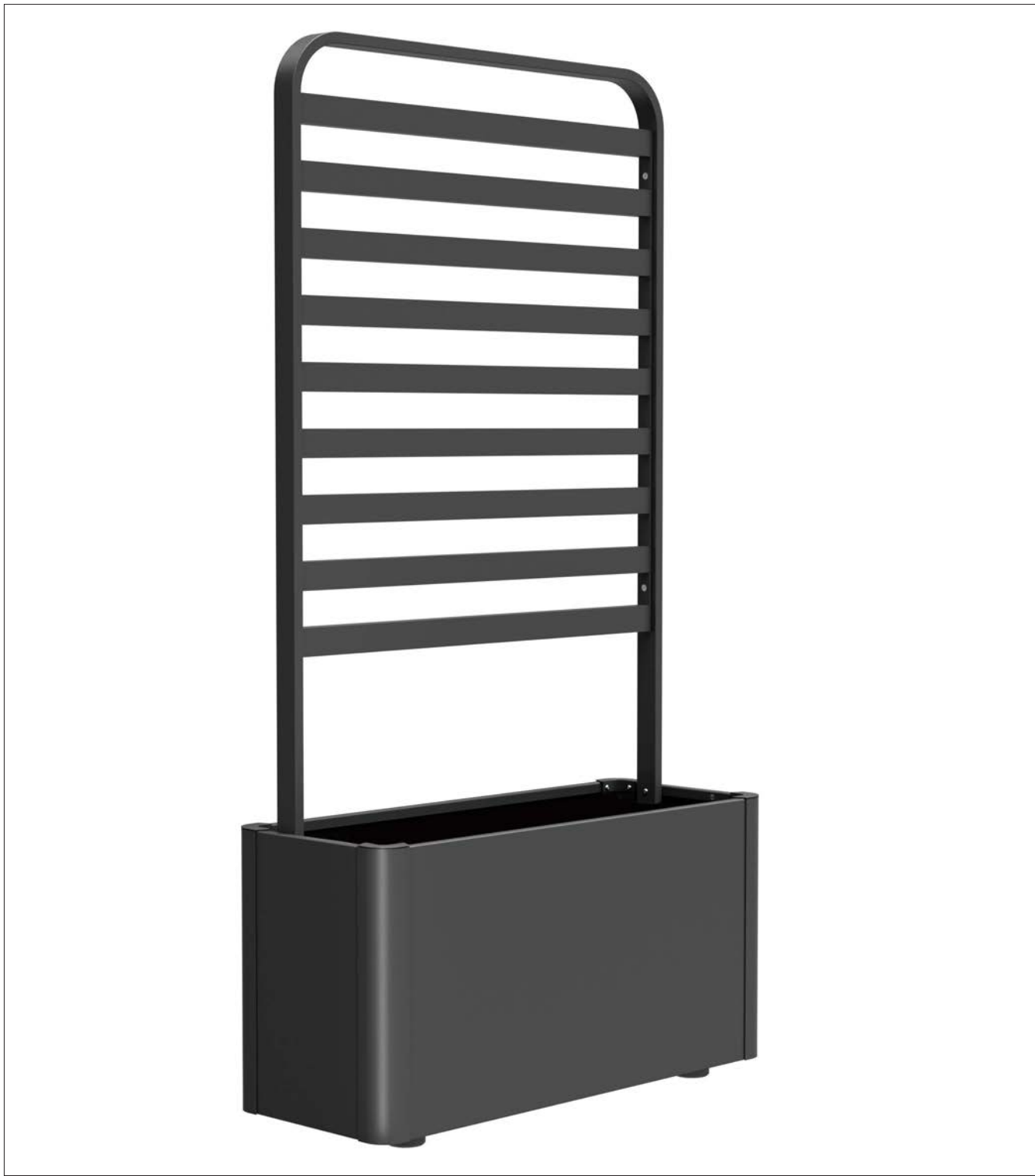
**Built to Last.** The Mainland Planter is made of marine grade materials that are tested in high traffic areas, from ocean-front installations to exposed street-side locations.



**Sophisticated Design.** Featuring smooth panels in beautiful powder coat finishes, the Mainland Planter is a modern piece for home-design or space-making.

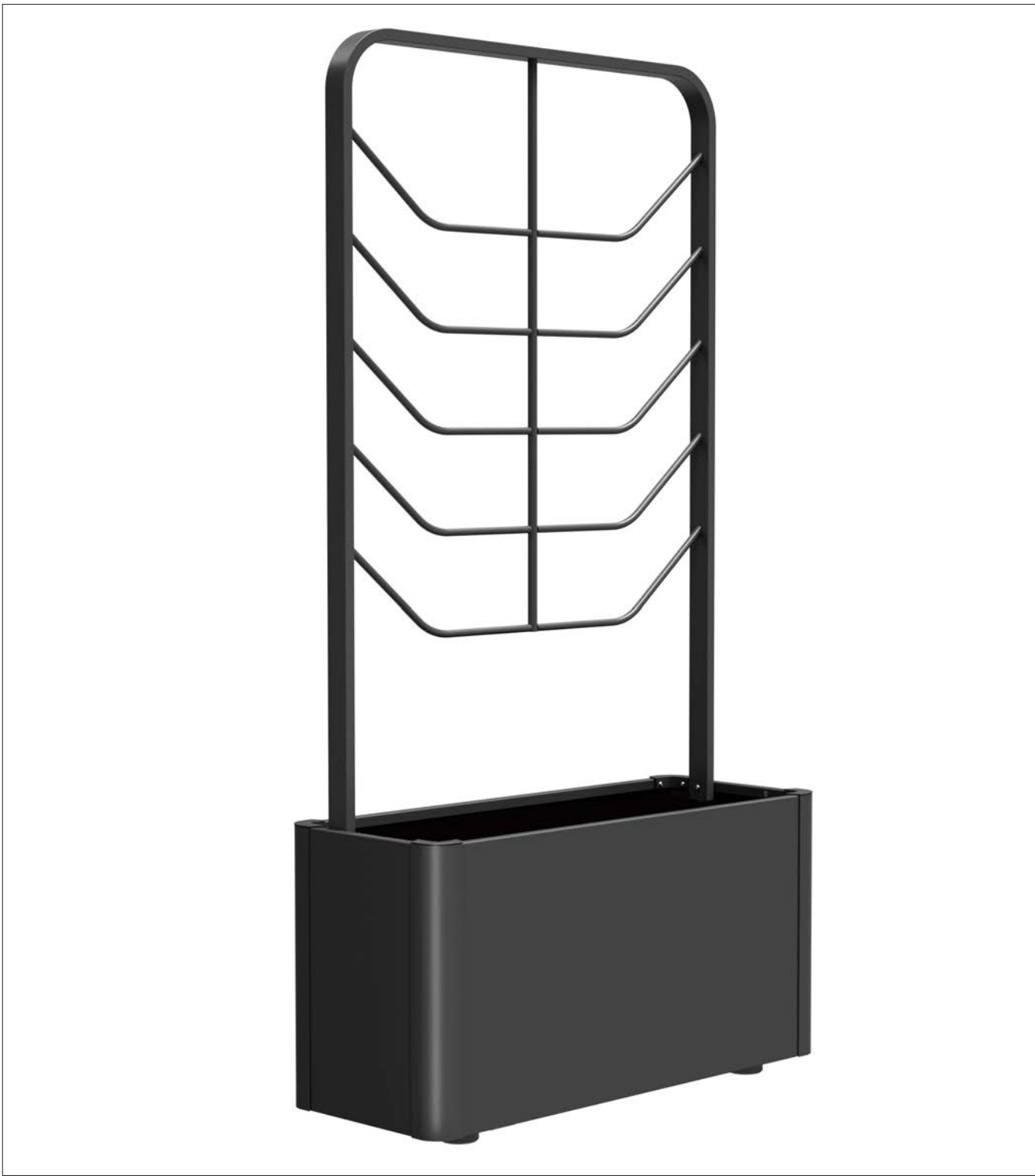
8 PREMIUM FINISHES






---

**Shape** Low  
**Size** 14x36x18" / 36x92x46cm  
**Finish** Graphite  
**Screen Option** Trellis  
**Screen Finish** Graphite




---

**Shape** Low  
**Size** 14x36x18" / 36x92x46cm  
**Finish** Graphite  
**Screen Option** Espalier  
**Screen Finish** Graphite

# Modern Piece \_\_\_\_\_ for Space-Making



Freestanding Trellis Screen



138

PRODUCT DETAILS ON PAGE 232

Collections

Freestanding Light Post



139

PRODUCT DETAILS ON PAGE 233

Collections



# PROJECTS

---



LOCATION VENICE, ITALY.  
 OCEAN MASTER M1 CLASSIC IN WEATHERED ALUMA-TEAK  
 CANOPY FABRIC CUSTOM  
 ENHANCEMENT STRAIGHT VALANCE



LOCATION TEL AVIV, ISRAEL.  
 OCEAN MASTER M1 PAGODA IN WEATHERED ALUMA-TEAK  
 CANOPY FABRIC MXT 9003 NATURAL + MXT 9053 APRICOT  
 ENHANCEMENT SCALLOPED VALANCE



LOCATION PORTOFINO, ITALY.  
OCEAN MASTER M1 ZERO HORIZON IN POLISHED TITANIUM  
CANOPY FABRIC MXT 9106 TEMPEST  
PROFILE FISHTAIL



LOCATION MALDIVES.  
OCEAN MASTER M1 CRESCENT IN OYSTER  
CANOPY FABRIC MXT 9105 SNOW + MXT 9297 REGATTA BLUE  
ENHANCEMENT ACCENT BORDER



LOCATION ZÜRICH, SWITZERLAND  
 OCEAN MASTER MAX CLASSIC CANTILEVER IN ESPRESSO  
 CANOPY FABRIC MXT 9008 DOLPHIN  
 ENHANCEMENT HIGH WIND STABILIZERS




LOCATION ROQUEBRUNE-CAP-MARTIN, FRANCE.  
 OCEAN MASTER M1 MANTA IN POLISHED TITANIUM  
 CANOPY FABRIC MXT 9003 NATURAL



LOCATION DUBAI, UNITED ARAB EMIRATES.  
 BAY MASTER M1 FIBER-FLEX IN NATURAL ALUMA-TEAK  
 CANOPY FABRIC MXT 9003 NATURAL  
 ENHANCEMENT CONTRASTING BINDING



LOCATION LONDON, UNITED KINGDOM  
OCEAN MASTER M1 PAGODA IN JAVA ALUMA-TEAK  
CANOPY FABRIC MXT 9003 NATURAL + MXT 9014 SCARLET  
ENHANCEMENT ALTERNATING PANELS



LOCATION CHARLOTTE, NORTH CAROLINA.  
 OCEAN MASTER MAX CLASSIC IN GRAPHITE  
 CANOPY FABRIC MXT 9311 PEONY + MXT 9106 TEMPEST  
 ENHANCEMENT ACCENT BORDER



LOCATION MIAMI, FLORIDA.  
 OCEAN MASTER M1 CLASSIC IN POLISHED TITANIUM  
 CANOPY FABRIC MXT 9297 REGATTA BLUE + MXT 9074 ROYAL BLUE  
 ENHANCEMENT DOUBLE-SIDED CANOPY



THE LANA

LOCATION DUBAI, UNITED ARAB EMIRATES  
OCEAN MASTER M1 CRESCENT IN BLACK SEA  
CANOPY FABRIC MXT 9003 NATURAL + MXT 9006 BLACK  
ENHANCEMENT ACCENT BORDER




LOCATION LAKE COMO, ITALY.  
BAY MASTER M1 MARITIME HARDWOOD NATURAL  
CANOPY FABRIC IN CXT 8003 NATURAL  
ENHANCEMENT FLUSH MOUNT WOOD DECK



# PRODUCTS

---



OCEAN MASTER  
MEGA MAX  
CENTER POST

Patent Pending - Tuuci

TUUCI




FINISH SHOWN NATURAL ALUMA-TEAK

PRODUCT OVERVIEW


# OCEAN MASTER MEGA MAX CLASSIC

The Ocean Master MEGA MAX is available to suit all large outdoor space shade needs. With sizes ranging from 16.0 ft to 24.0 ft, multiple tables or lounge areas are easily shaded with a single parasol. The expansive shaded area creates the perfect setting for flexible use spaces with a multitude of experiences.

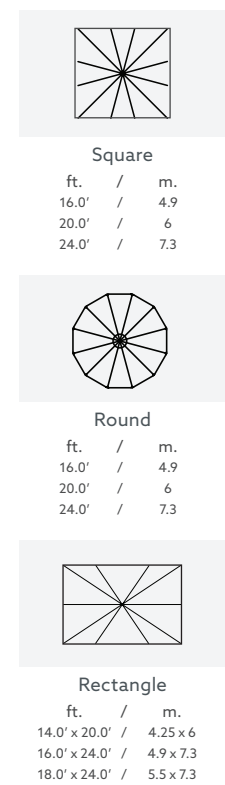
FEATURES



FINISH OPTIONS



SHAPES & SIZES



CUSTOMIZE



DATA SHEET



ABOVE GROUND ANCHORS




Full Aluma-CRETE Cube Anchor  
Bases shown in Oyster

Full Aluma-CRETE Cube Anchor  
Bases shown in Natural Plantation Aluma-TEAK

ANCHOR DESIGN OPTIONS

PLANTATION ALUMA-TEAK



SOLID FINISHES




IN GROUND ANCHORS



Stainless Steel Hinged Surface Anchor  
For use in new pour concrete

Stainless Steel Hinged Surface Anchor  
For use on existing concrete pad


ACCESSORIES



Gutter

Full Cube Cushion  
for use with Full Aluma-Crete Cube only

UPGRADES



Ambia™ LED Light

Battery

Heating



# OCEAN MASTER MAX

## CENTER POST

OCEAN MASTER MAX



CLASSIC  
168



MANTA  
169



ZERO HORIZON  
170



CRESCENT  
171



F-1  
172



NAUTICAL TEAK  
173



FINISH SHOWN NATURAL ALUMA-TEAK

PRODUCT OVERVIEW

## OCEAN MASTER MAX CLASSIC

The Ocean Master MAX Classic parasol offers expansive shade, profound strength, and intuitive operation all while maintaining its traditional yet minimalistic design. Timeless European tailoring paired with the innovative V-MAX™ Strut Design makes the Ocean Master MAX Classic parasol perfect for luxurious properties in any environment



FINISH SHOWN NATURAL ALUMA-TEAK

PRODUCT OVERVIEW

## OCEAN MASTER MAX MANTA

The boundaries of shade architecture have been redefined with the Ocean Master MAX Manta parasol. Inspired from deep beneath the sea, the Manta MAX takes beautiful flight above any seascape. An open air living space has never known the tranquil comfort of this awesome and imaginative shade platform. Beauty and brawn harmonize in state-of-the-art, open ocean tested marine components. The Manta MAX delights the eye and shields the body with unparalleled durability

FEATURES



Ballistic Reinforced Screw Pocket Construction



Patented Independent Bracket Hub System



Reinforced Strut Joint Connector



Auto-Loc Marine Pulley System



Telescoping Mast with EasyDrive Crank Lift System



MAX Acorn Finial



V-MAX Reinforced Strut Design



Cam Lock Lever - Allows 360° Rotation



Easily Replaceable Parts

FINISH OPTIONS

FLAGSHIP



Polished Titanium

POWDER COAT



Black Sea

PLANTATION ALUMA-TEAK



Java



Espresso

Natural



Night Fog



Weathered



Oyster



Driftwood



Sandbar



Cypress



Glacier White

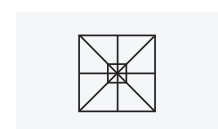


Aspen White

Silver Sand



SHAPE & SIZES



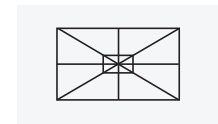
Square

ft.	/	m.
8.0'	/	2.45m
10.0'	/	3.0m
12.0'	/	3.65m
14.0'	/	4.25m
16.0'	/	4.9m



Octagon

ft.	/	m.
9.0'	/	2.75m
11.0'	/	3.4m
13.0'	/	4.0m
15.0'	/	4.5m
17.0'	/	5.2m



Rectangle

ft.	/	m.
8.0' x 12.0'	/	2.45m x 3.65m
10.0' x 14.0'	/	3.0m x 4.25m
12.0' x 16.0'	/	3.65m x 4.9m



DATA SHEET



DATA SHEET

FEATURES




Ballistic Reinforced Screw Pocket Construction



Patented Independent Bracket Hub System



Reinforced Strut Joint Connector



Auto-Loc Marine Pulley System



Telescoping Mast with EasyDrive Crank Lift System



MAX Acorn Finial



V-MAX Reinforced Strut Design



Cam Lock Lever - Allows 360° Rotation



Easily Replaceable Parts

FINISH OPTIONS

FLAGSHIP



Polished Titanium

POWDER COAT



Black Sea

PLANTATION ALUMA-TEAK



Java



Espresso

Natural



Night Fog



Weathered



Oyster



Driftwood



Sandbar



Cypress



Glacier White



Aspen White

Silver Sand



SHAPE & SIZES



Square

ft.	/	m.
10.0'	/	3.0m
14.0'	/	4.25m



DATA SHEET



DATA SHEET



FINISH SHOWN NATURAL ALUMA-TEAK

PRODUCT OVERVIEW

## OCEAN MASTER MAX ZERO HORIZON

Posing no intrusion to the eye or to Nature's wondrous beauty, the Ocean Master MAX Zero Horizon parasol is a triumph of minimalistic design and ultimate shade functionality. Maximizing overhead shade utility with a "zero" vertical profile, views of your surrounding garden and landscape are never compromised with this durable outdoor parasol. The Zero Horizon MAX is built to withstand direct ocean gusts and desert wind blasts without a hint of strain. Genius in simplicity--abundant in shade protection.

FEATURES



Ballistic Reinforced Screw Pocket Construction



Patented Independent Bracket Hub System



Reinforced Strut Joint Connector



Auto-Loc Marine Pulley System



Telescoping Mast with EasyDrive Crank Lift System



MAX Acorn Finial



V-MAX Reinforced Strut Design



Cam Lock Lever - Allows 360° Rotation



Easily Replaceable Parts

FINISH OPTIONS

FLAGSHIP



Polished Titanium

POWDER COAT



Black Sea

PLANTATION ALUMA-TEAK



Java



Espresso



Natural



Night Fog



Weathered



Oyster



Driftwood



Sandbar



Cypress



Glacier White

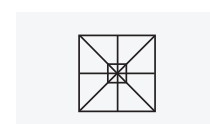


Aspen White



Silver Sand

SHAPE & SIZES



Square

ft. / m.  
10.0' / 3.0m  
14.0' / 4.25m



Octagon

ft. / m.  
12.0' / 3.65m  
16.0' / 4.9m

CUSTOMIZE



DATA SHEET



DATA SHEET



FINISH SHOWN NATURAL ALUMA-TEAK

PRODUCT OVERVIEW

## OCEAN MASTER MAX CRESCENT

Sweeping curves of the Ocean Master MAX Crescent parasol capture the eye and reach further than ever before with Tuuci's exclusive strut design. This contemporary interpretation of a classic French Riviera outdoor parasol is highlighted with a high polished finial and Tuuci canopy tailoring to create a luxurious shade oasis in any environment. Innovation at every curve.

FEATURES




Ballistic Reinforced Screw Pocket Construction



Patented Independent Bracket Hub System



Reinforced Strut Joint Connector



Auto-Loc Marine Pulley System



Telescoping Mast with EasyDrive Crank Lift System



MAX Acorn Finial



V-MAX Reinforced Strut Design



Cam Lock Lever - Allows 360° Rotation



Easily Replaceable Parts

FINISH OPTIONS

FLAGSHIP



Polished Titanium

POWDER COAT



Black Sea

PLANTATION ALUMA-TEAK



Java




Espresso



Natural



Night Fog



Weathered



Oyster



Driftwood



Sandbar




Cypress



Glacier White



Aspen White



Silver Sand

SHAPE & SIZES



Square

ft. / m.  
14.0' / 4.25m  
16.0' / 4.9m  
18.0' / 5.5m

CUSTOMIZE



DATA SHEET



DATA SHEET



FINISH SHOWN NATURAL ALUMA-TEAK

PRODUCT OVERVIEW

## OCEAN MASTER MAX F-1

Tuuci's most durable and wind-resistant design is the F-1 MAX. Featuring high-tension stainless steel reinforcement cables, Armor-Wall Aluminum Construction and tensioned stainless steel pocket construction, this parasol is built to withstand wind gusts up to 45 MPH / 72 KMH. Mounted directly into the ground with reinforced concrete and steel anchors, the F-1 MAX will survive the most severe elements that Mother Nature may unleash.


FEATURES



Stainless Steel Reinforced Pocket Construction



Traditional Tailoring with Modern Components



Stainless Steel Reinforced Telescoping Mast



Cam Lock Lever - Allows 360° Rotation



High-Tension Stainless Steel Cable System



Telescoping Mast with Easy Drive Crank Lift System

FINISH OPTIONS

FLAGSHIP



Polished Titanium

POWDER COAT



Black Sea

PLANTATION ALUMA-TEAK



Java



Espresso



Natural



Night Fog



Weathered



Oyster



Driftwood



Sandbar



Cypress



Glacier White



Aspen White



Silver Sand

SHAPE & SIZES



Square  
ft. / m.  
13.0' / 4.0m



Octagon  
ft. / m.  
18.0' / 5.5m

CUSTOMIZE



DATA SHEET



PRODUCT OVERVIEW

## OCEAN MASTER MAX (NORTHSTAR) NAUTICAL TEAK

Drawing inspiration from classic and modern sailing architecture and details, this innovative design sets a new standard for teak parasols. The Ocean Master MAX (Northstar) Nautical Teak is a refined vision of timelessness, featuring brilliantly polished ridges combined with the elegant beauty of natural wood that continues to perform over time.

FEATURES



Patented Independent Bracket Hub System



Telescoping Mast With EasyDrive Crank Lift System



Reinforced Strut Joint Connector



Marine Grade Aluminum Components



Solid Teak Rib and Strut



Cam Lock Lever - Allows 360° Rotation

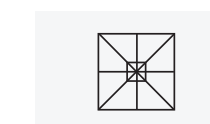
FINISH OPTIONS

AUTHENTIC TEAK



Natural

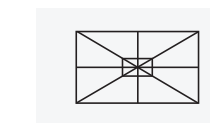
SHAPE & SIZES



Square  
ft. / m.  
6.5' / 2.0m  
8.0' / 2.45m  
10.0' / 3.0m



Octagon  
ft. / m.  
9.0' / 2.75m  
11.0' / 3.4m  
13.0' / 4.0m



Rectangle  
ft. / m.  
8.0' x 12.0' / 2.45m x 3.65m

CUSTOMIZE



DATA SHEET



ABOVE GROUND ANCHORS



Aluma-CRETE Round

Aluma-CRETE Round with TUFF Wheels

G-Plate Square  
Also available in double, triple and quadruple stack

Full Aluma-CRETE Cube Anchor

Aluma-CRETE Round

Aluma-CRETE Round with TUFF Wheels

G-Plate Square  
Also available in double, triple and quadruple stack

Bases shown in Natural Plantation Aluma-TEAK

ANCHOR DESIGN OPTIONS

PLANTATION ALUMA-TEAK



Natural

Java

Weathered

Aspen White

Cypress

Driftwood

SOLID FINISHES



Marine Silver

Glacier White

Sandbar

Oyster

Night Fog

Espresso

Graphite

Black Sea

IN GROUND ANCHORS



Stainless Steel MAX Security Stem


Stainless Steel Bottom Plate for Security Stem

Stainless Steel In-Ground Security Mount

Stainless Steel MAX Flush Mount  
available for wood or concrete



Stainless Steel MAX Extension



Aluminum Extension Cover

ACCESSORIES



Gutter

G-Plate with TUFF Wheels  
for use with square G-plates only



Full Cube Cushion  
for use with Full Aluma-Crete Cube only

UPGRADES

Ambia™ LED Light



Battery



Heating



UPGRADES

NORTHSTAR MAST

The nautically-inspired Northstar Mast enhances any of the Ocean Master MAX center post styles, providing an architectural element that takes innovative umbrella technology to the next level.

Reminiscent of the mixed materials from sailing yachts and today's luxurious furniture designs, the Northstar Mast is a refined vision of timelessness, featuring brilliant polished ridges peaking between arched channels finished in a choice of soothing wood tones or neutral powder coat hues.



Tuuci's exclusive Plantation Aluma-TEAK finishes provide a beautiful array of wood tones to complement any outdoor space. In conjunction with our authentic teak option of the Nautical Teak collection and our premium powder coat finishes, the Northstar Mast provides unique finish combinations that are resistant to the elements while providing comfort in the shade.

\* Finishes are available to mix for varied designs between channel and ridge surfaces.

AUTHENTIC TEAK



Teak

Java

Natural

Weathered

Driftwood

Cypress

Aspen White

PREMIUM POWDER COAT



Glacier White

Sandbar

Night Fog

Oyster

Espresso


Graphite

Black Sea



# OCEAN MASTER MAX CANTILEVER


OCEAN MASTER MAX  
CANTILEVER



CLASSIC  
178



MANTA  
179



ZERO HORIZON  
180



CLASSIC DUAL  
181

SHADE  
SCULPTURE



STINGRAY  
182



FINISH SHOWN NATURAL ALUMA-TEAK

PRODUCT OVERVIEW

## OCEAN MASTER MAX CLASSIC CANTILEVER

The Ocean Master MAX Classic Cantilever is simply art and engineering harmonizing in a symphony of shade. The polished and anodized marine grade canopy structure cantilevers from a sturdy, oval shaped mast inspired by sailing yachts. With the combined features of an ultra strong aluminum milled fulcrum and automatic telescoping mast, the canopy of this side post parasol easily closes over tables and chairs.




























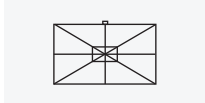








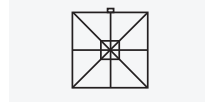























FINISH SHOWN NATURAL ALUMA-TEAK

PRODUCT OVERVIEW

## OCEAN MASTER MAX MANTA CANTILEVER

The Ocean Master MAX Manta Cantilever redefines the boundaries of shade architecture. Inspired by the depths of the sea, this parasol creates open air living spaces that are tranquil and pleasing to the eye. This cantilever features a polished titanium frame where beauty and brawn harmonize for an imaginative shade platform that delights the eye and shields the body with unparalleled durability.

FEATURES			FINISH OPTIONS		SHAPE & SIZES	CUSTOMIZE
			<b>FLAGSHIP</b>  Polished Titanium	<b>POWDER COAT</b>  Black Sea	 Square ft. / m. 8.0' / 2.45m 10.0' / 3.0m 12.0' / 3.65m 13.0' / 4.0m	  DATA SHEET
			<b>PLANTATION ALUMA-TEAK</b>  Java	 Graphite		
			 Natural	 Espresso		
			 Weathered	 Oyster	 Octagon ft. / m. 9.0' / 2.75m 11.0' / 3.4m 13.0' / 4.0m	  DATA SHEET
			 Driftwood	 Sandbar		
			 Cypress	 Glacier White		
			 Aspen White	 Silver Sand	 Rectangle ft. / m. 8.0' x 12.0' / 2.45m x 3.65m 10.0' x 14.0' / 3.0m x 4.25m	  DATA SHEET

FEATURES			FINISH OPTIONS		SHAPE & SIZES	CUSTOMIZE
			<b>FLAGSHIP</b>  Polished Titanium	<b>POWDER COAT</b>  Black Sea	 Square ft. / m. 10.0' / 3.0m	  DATA SHEET
			<b>PLANTATION ALUMA-TEAK</b>  Java	 Graphite		
			 Natural	 Espresso		
			 Weathered	 Oyster	 Octagon ft. / m. 9.0' / 2.75m 11.0' / 3.4m 13.0' / 4.0m	  DATA SHEET
			 Driftwood	 Sandbar		
			 Cypress	 Glacier White		
			 Aspen White	 Silver Sand	 Rectangle ft. / m. 8.0' x 12.0' / 2.45m x 3.65m 10.0' x 14.0' / 3.0m x 4.25m	  DATA SHEET



FINISH SHOWN NATURAL ALUMA-TEAK

PRODUCT OVERVIEW

## OCEAN MASTER MAX ZERO HORIZON CANTILEVER

This Ocean Master Max Zero Horizon Cantilever is a minimalistic approach to shade with a striking horizontal canopy. Maintaining a "zero" vertical profile, the level canopy allows for an undisturbed view as it disappears into the horizon. A design never before seen with a cantilevered mast, the 10' / 3m square parasol is graceful and generously proportioned to create cool retreats with warm ambiance.
















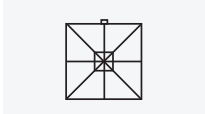

























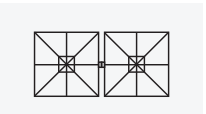
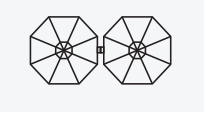
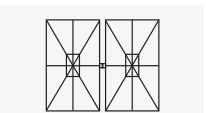








FINISH SHOWN NATURAL ALUMA-TEAK

PRODUCT OVERVIEW

## OCEAN MASTER MAX CLASSIC DUAL CANTILEVER

Tuuci's Ocean Master MAX Classic Dual Cantilever is art and engineering harmonizing in a symphony of shade. This exquisite double parasol provides a generously proportioned luxurious shade allowing for two unique outdoor living areas beneath one parasol unit - uninterrupted shade at its finest.

FEATURES	FINISH OPTIONS	SHAPE & SIZES	CUSTOMIZE
 <p>Ballistic Reinforced Screw Pocket Construction</p>  <p>Patented Independent Bracket Hub System</p>  <p>Reinforced Strut Joint Connector</p>	<p><b>FLAGSHIP</b></p>  <p>Polished Titanium</p> <p><b>PLANTATION ALUMA-TEAK</b></p>  <p>Natural</p>  <p>Weathered</p>  <p>Driftwood</p>  <p>Cypress</p>  <p>Aspen White</p> <p><b>POWDER COAT</b></p>  <p>Black Sea</p>  <p>Graphite</p>  <p>Espresso</p>  <p>Night Fog</p>  <p>Oyster</p>  <p>Sandbar</p>  <p>Glacier White</p>  <p>Silver Sand</p>	 <p>Square</p> <p>ft. / m. 10.0' / 3.0m</p>	 <p>DATA SHEET</p> 
 <p>Easily Replaceable Parts</p>  <p>Telescoping Mast with EasyDrive Crank Lift System</p>  <p>V-MAX Reinforced Strut Design</p>	 <p>MAX Acorn Finial</p>  <p>Cantilever Stem Cover Plate</p>		
 <p>Cam Lock Lever - Allows 360° Rotation</p>			

FEATURES	FINISH OPTIONS	SHAPE & SIZES	CUSTOMIZE
 <p>Ballistic Reinforced Screw Pocket Construction</p>  <p>Patented Independent Bracket Hub System</p>  <p>Reinforced Strut Joint Connector</p>	<p><b>FLAGSHIP</b></p>  <p>Polished Titanium</p> <p><b>PLANTATION ALUMA-TEAK</b></p>  <p>Natural</p>  <p>Weathered</p>  <p>Driftwood</p>  <p>Cypress</p>  <p>Aspen White</p> <p><b>POWDER COAT</b></p>  <p>Black Sea</p>  <p>Graphite</p>  <p>Espresso</p>  <p>Night Fog</p>  <p>Oyster</p>  <p>Sandbar</p>  <p>Glacier White</p>  <p>Silver Sand</p>	 <p>Square</p> <p>ft. / m. 8.0' x 16.0' / 2.45 x 4.9m 10.0' x 20.0' / 3.0 x 6.0m 12.0' x 24.0' / 3.65 x 7.3m 13.0' x 26.0' / 4.0 x 7.9m</p>  <p>Octagon</p> <p>ft. / m. 9.0' x 18.0' / 2.75 x 5.4m 11.0' x 22.0' / 3.4 x 6.8m 13.0' x 26.0' / 4.0 x 8.0m</p>  <p>Rectangle</p> <p>ft. / m. 16.0' x 12.0' / 4.9 x 3.65m 20.0' x 14.0' / 6.0 x 4.25m</p>	 <p>DATA SHEET</p> 
 <p>Easily Replaceable Parts</p>  <p>Telescoping Mast with EasyDrive Crank Lift System</p>  <p>V-MAX Reinforced Strut Design</p>	 <p>MAX Acorn Finial</p>  <p>Cantilever Stem Cover Plate</p>		
 <p>Cam Lock Lever - Allows 360° Rotation</p>			



PRODUCT OVERVIEW

## SHADE SCULPTURE - STINGRAY

An expansive wing to wing birth of shade puts the Stingray in a class of its own. With a blend of elements from the natural world and state-of-the-art marine grade materials, the Stingray is both distinctive and durable. Rotating 360 degrees around its vertical axis, the sculpture can position itself for shade at any time of the day. From the smallest detail of its intricately laced, tensile shade skin to the polished, wrought aluminum Armor-Wall mast, the Stingray is built for years of blissful and inspired shade luxury.

FEATURES



Reinforced Fixed Frame Structure



Intricately Laced Marine Rigging



Cam Lock Lever - Allows 360° Rotation

FINISH OPTIONS

FLAGSHIP



Polished Titanium

SHAPE & SIZES



Square  
ft. / m.  
7.0' x 10.0' / 2.15 x 3.0m  
9.0' x 13.0' / 2.75 x 4.0m

ABOVE GROUND ANCHORS



G-Plate Square  
Also available in double, triple and quadruple stack



Half Aluma-CRETE Cube Anchor



Full Aluma-CRETE Cube Anchor



G-Plate Square  
Also available in double, triple and quadruple stack



Half Aluma-CRETE Cube Anchor

Bases shown in Natural Plantation Aluma-TEAK

ANCHOR DESIGN OPTIONS

PLANTATION ALUMA-TEAK



Natural



Java



Weathered



Aspen White



Cypress




Driftwood

SOLID FINISHES




Marine Silver




Glacier White



Sandbar



Oyster



Night Fog



Espresso



Graphite



Black Sea

IN GROUND ANCHORS



Stainless Steel MAX Security Stem



Stainless Steel Bottom Plate for Security Stem



Stainless Steel In-Ground Security Mount



Stainless Steel MAX Extension



Aluminum Extension Cover


ACCESSORIES



Gutter



G-Plate with TUFF Wheels  
for use with square G-plates only



Half Cube Cushion  
for use with Half Aluma-Crete Cube only



Full Cube Cushion  
for use with Full Aluma-Crete Cube only

UPGRADES

Ambia™ LED Light



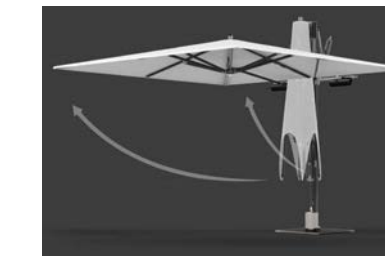
Battery

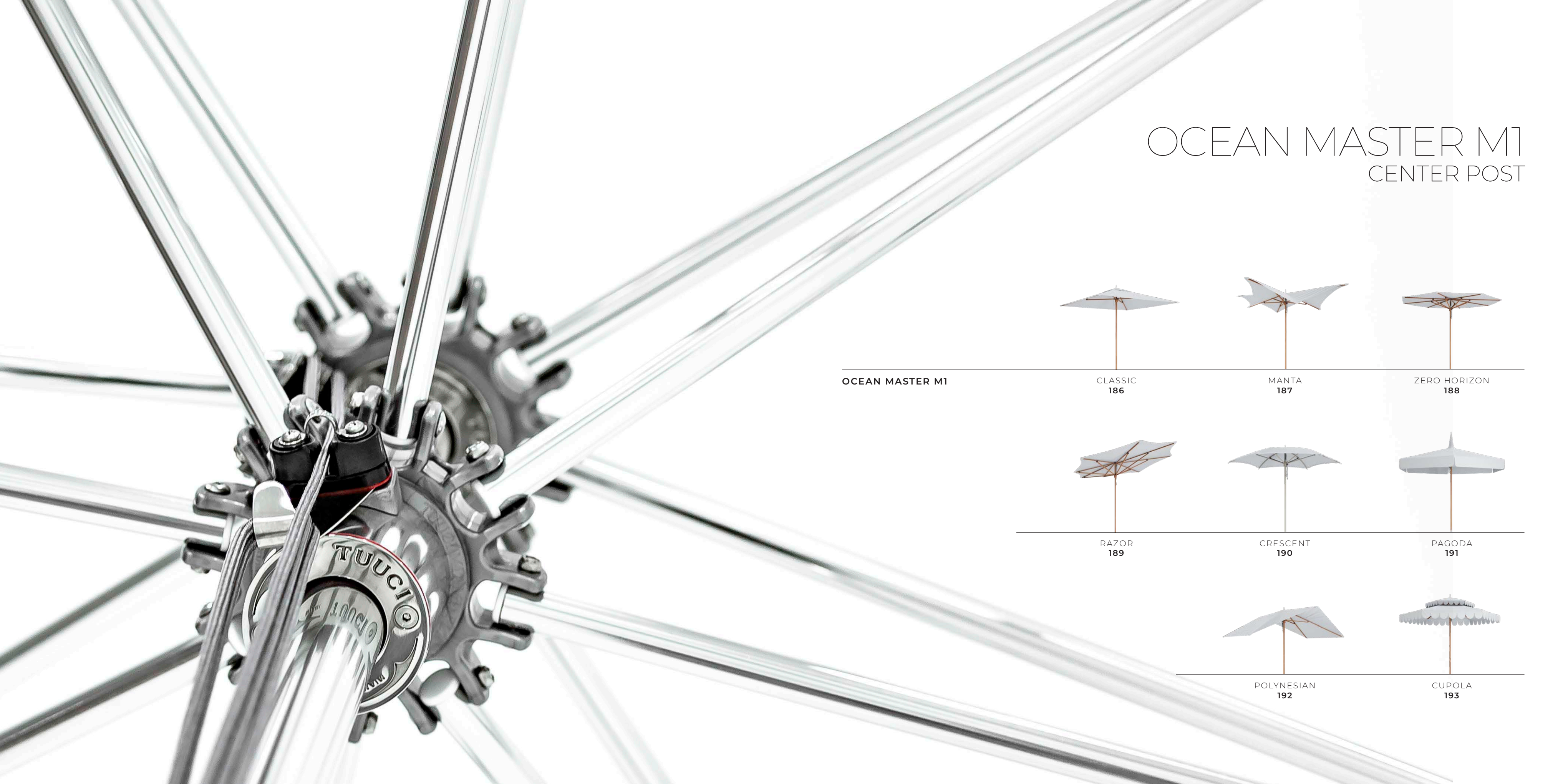


Heating



Automation





# OCEAN MASTER M1

## CENTER POST

OCEAN MASTER M1



CLASSIC  
186



MANTA  
187



ZERO HORIZON  
188



RAZOR  
189



CRESCENT  
190



PAGODA  
191



POLYNESIAN  
192



CUPOLA  
193



FINISH SHOWN NATURAL ALUMA-TEAK

PRODUCT OVERVIEW

## OCEAN MASTER M1 CLASSIC

The Ocean Master M1 Classic parasol is the culmination of durable shade engineering, stylish profiles and functional shade design. Manufactured to marine specifications, all Ocean Master M1 parasols feature 100% replaceable parts for easy service and a 15/5-year warranty. Classic beauty. Classic Tuuci.



FINISH SHOWN NATURAL ALUMA-TEAK

PRODUCT OVERVIEW

## OCEAN MASTER M1 MANTA

Inspired by the graceful ocean flight of the manta ray, the Ocean Master M1 Manta's gentle, sweeping lines evoke an image of effortless grace, strength and beauty. The Manta sets a new benchmark for elegant parasol utility.

FEATURES



Patented Independent Bracket Hub System




Auto-LOC Marine Pulley Lift



Manual Lift w/ Stainless Steel Security Pin



Reinforced Strut Joint Connector



Armor Wall Mast (1.5\"/>



Ballistic-Reinforced Canopy Construction



EasyDrive Crank Lift System



Venice Aluminum Finial



Security Sleeve

FINISH OPTIONS

FLAGSHIP



Polished Titanium

POWDER COAT



Black Sea

PLANTATION ALUMA-TEAK



Natural

Weathered



Driftwood

Cypress




Aspen White

Graphite




Espresso



Night Fog



Oyster



Sandbar

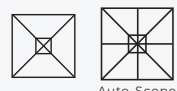


Glacier White



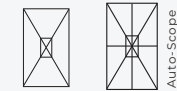
Silver Sand

SHAPE & SIZES



Square

ft.	/	m.
5.5'	/	1.65m
6.5'	/	2.0m
7.5'	/	2.25m
8.5'	/	2.6m
10.0' (AS)	/	3.0m



Rectangle

ft.	/	m.
5.0' x 8.0'	/	1.5 x 2.45m
6.0' x 9.0'	/	1.8 x 2.75m
8.0' x 12.0' (AS)	/	2.45 x 3.65m



Octagon

ft.	/	m.
6.0'	/	1.8m
7.5'	/	2.25m
9.0'	/	2.75m
10.5'	/	3.2m
11.5'	/	3.6m
13.0' (AS)	/	4.0m



Hexagon

ft.	/	m.
7.0'	/	2.15m
8.5'	/	2.6m
10.0'	/	3.0m
11.0'	/	3.4m

CUSTOMIZE



DATA SHEET



FEATURES




Patented Independent Bracket Hub System



Auto-LOC Marine Pulley Lift



Reinforced Strut Joint Connector



Armor Wall Mast (1.5\"/>



EasyDrive Crank Lift System



Triton Finial



Ballistic-Reinforced Canopy Construction



Security Sleeve

FINISH OPTIONS

FLAGSHIP



Polished Titanium

POWDER COAT



Black Sea

PLANTATION ALUMA-TEAK



Java



Natural



Weathered



Driftwood



Cypress




Aspen White

Graphite



Espresso



Night Fog



Oyster



Sandbar

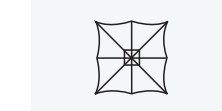


Glacier White



Silver Sand

SHAPE & SIZES



Square

ft.	/	m.
6.5'	/	2.0m
7.5'	/	2.25m
8.5'	/	2.6m
9.5' (AS)	/	2.9m

CUSTOMIZE



DATA SHEET





FINISH SHOWN NATURAL ALUMA-TEAK

PRODUCT OVERVIEW

## OCEAN MASTER M1 ZERO HORIZON

The Zero Horizon is a minimalist approach to shade equipment design. It maximizes overhead equipment design. It maximizes overhead parasol utility with a "zero" vertical canopy profile and provides a minimal fixture impact in any enclave of natural beauty.



FINISH SHOWN NATURAL ALUMA-TEAK

PRODUCT OVERVIEW

## OCEAN MASTER M1 RAZOR

The Ocean Master Razor's striking asymmetrical construction features a razor-like, self-tilting canopy profile that can rotate a full 360 degrees. It's now possible to enjoy all-day shade no matter what. Good-bye sun, hello Razor.

FEATURES




Patented Independent Bracket Hub System



Auto-LOC Marine Pulley Lift



Reinforced Strut Joint Connector



Armor Wall Mast (1.5"/38.1mm or 2.0"/51mm option)



Ballistic-Reinforced Canopy Construction



EasyDrive Crank Lift System



Triton Finial



Security Sleeve

FINISH OPTIONS

FLAGSHIP



Polished Titanium

POWDER COAT



Black Sea

PLANTATION ALUMA-TEAK




Java



Espresso



Natural



Night Fog



Weathered




Oyster



Driftwood



Sandbar



Cypress



Glacier White

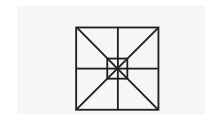


Aspen White



Silver Sand

SHAPE & SIZES



Square

ft.	/	m.
6.5'	/	2.0m
7.5'	/	2.25m
8.5'	/	2.6m
9.5' (AS)	/	2.9m



Octagon

ft.	/	m.
8.0'	/	2.45m
10.0'	/	3.0m
11.0'	/	3.4m
12.0'	/	3.7m

CUSTOMIZE




DATA SHEET



DATA SHEET

FEATURES




Patented Independent Bracket Hub System



Auto-LOC Marine Pulley Lift



Reinforced Strut Joint Connector



Armor Wall Mast (1.5"/38.1mm or 2.0"/51mm option)



Ballistic-Reinforced Canopy Construction



EasyDrive Crank Lift System



Triton Finial



Security Sleeve

FINISH OPTIONS

FLAGSHIP



Polished Titanium

POWDER COAT



Black Sea

PLANTATION ALUMA-TEAK



Java



Espresso



Natural



Night Fog



Weathered



Oyster



Driftwood



Sandbar



Cypress



Glacier White



Aspen White



Silver Sand

SHAPE & SIZES



Octagon

ft.	/	m.
11.0'	/	3.4m

CUSTOMIZE



DATA SHEET



DATA SHEET



FINISH SHOWN OYSTER

PRODUCT OVERVIEW

## OCEAN MASTER M1 CRESCENT

Inspired by centuries past and present, the sweeping curves of the Crescent parasol are the finishing touch every outdoor room deserves. Brilliantly polished rib end caps adorn the canopy edges and hand-wrought struts cascade to create a simple yet strikingly beautiful canopy.



FINISH SHOWN NATURAL ALUMA-TEAK

PRODUCT OVERVIEW

## OCEAN MASTER M1 PAGODA

Old-world design and state-of-the-art components coexist in this beautifully functional parasol. The patent-pending, gas-piston, self-tensioning system, ensures the canopy's skin-tight fit over its revolutionary struts.

FEATURES




Patented Independent Bracket Hub System



Auto-LOC Marine Pulley Lift



Reinforced Strut Joint Connector



Armor Wall Mast (1.5" / 38.1mm or 2.0" / 51mm option)



Ballistic-Reinforced Canopy Construction



EasyDrive Crank Lift System



Venice Aluminum Finial



Security Sleeve

FINISH OPTIONS

FLAGSHIP



Polished Titanium

POWDER COAT



Black Sea



Graphite



Espresso



Night Fog



Oyster



Sandbar



Glacier White



Silver Sand

SHAPE & SIZES



Hexagon

ft. / m.  
8.0' / 2.0m  
10.0' / 2.25m  
12.0' / 2.6m

CUSTOMIZE



DATA SHEET



DATA SHEET

FEATURES




Patented Independent Bracket Hub System



Auto-LOC Marine Pulley Lift



Reinforced Strut Joint Connector



Armor Wall Mast (1.5" / 38.1mm or 2.0" / 51mm option)



Ballistic-Reinforced Canopy Construction



Venice Aluminum Finial



Security Sleeve



Straight Valance

FINISH OPTIONS

FLAGSHIP



Polished Titanium



Black Sea




Graphite



Espresso



Night Fog




Oyster



Sandbar



Glacier White



Silver Sand

POWDER COAT



Black Sea



Graphite



Espresso



Night Fog



Oyster



Sandbar



Glacier White



Silver Sand

PLANTATION ALUMA-TEAK




Java



Natural



Weathered



Driftwood



Cypress



Aspen White

SHAPE & SIZES



Hexagon

ft. / m.  
8.5' / 2.6m  
10.5' / 3.2m

CUSTOMIZE



DATA SHEET



DATA SHEET



FINISH SHOWN NATURAL ALUMA-TEAK

PRODUCT OVERVIEW

## OCEAN MASTER M1 POLYNESIAN

Introducing the Ocean Master M1 Polynesian parasol, the latest addition to the Ocean Master M1 collection, where innovation meets South Pacific inspiration. This unique umbrella boasts a peaked shade design that sets it apart from the ordinary. Whether relaxing by the poolside or enjoying a beachfront retreat, the Ocean Master M1 Polynesian combines elegant style and rich tradition to create an extraordinary outdoor experience.


FEATURES



Patented Independent Bracket Hub System



Reinforced Strut Joint Connector



Armor Wall Mast



Ballistic-Reinforced Canopy Construction



Triton Finial



Security Sleeve



Double Pulley w/ Pin

FINISH OPTIONS

FLAGSHIP



Polished Titanium

POWDER COAT



Black Sea

PLANTATION ALUMA-TEAK



Java



Espresso



Natural




Night Fog



Weathered



Oyster



Driftwood




Sandbar



Cypress



Glacier White

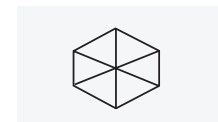


Aspen White



Silver Sand

SHAPE & SIZES



Hexagon  
ft. / m.  
8.5' / 2.6m

CUSTOMIZE



DATA SHEET



FINISH SHOWN NATURAL ALUMA-TEAK

PRODUCT OVERVIEW


## OCEAN MASTER M1 CUPOLA

Introducing the Ocean Master M1 Cupola parasol, the latest addition to the Ocean Master M1 collection. Providing an elegant look, this exquisite square and hexagon-shaped parasol draws its inspiration from a beautiful dome-like structure. Designed with extra ventilation and adorned with stylish petals edging, it evokes the unparalleled allure of the renaissance.

FEATURES




Patented Independent Bracket Hub System




Auto-LOC Marine Pulley Lift System



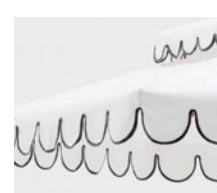
Reinforced Strut Joint Connector



Armor Wall Mast (1.5\"/>



Secondary Vent



Scalloped Valance



EasyDrive Crank Lift System



Venice Aluminum Finial



Security Sleeve

FINISH OPTIONS

FLAGSHIP



Polished Titanium

POWDER COAT



Black Sea

PLANTATION ALUMA-TEAK



Java



Espresso



Natural



Night Fog




Weathered



Oyster



Driftwood



Sandbar



Cypress



Glacier White

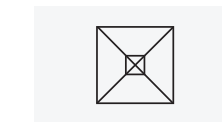


Aspen White



Silver Sand

SHAPE & SIZES



Square  
ft. / m.  
8.5' / 2.6m  
10.0' (AS) / 3.0m



Hexagon  
ft. / m.  
8.5' / 2.6m  
10.0' / 3.0m

DATA SHEET





ABOVE GROUND ANCHORS



Aluma-CRETE Round



Aluma-CRETE Round with TUFF Wheels



G-Plate Round  
*Also available in double stack*



G-Plate Square  
*Also available in double stack*



Aluma-CRETE Round



Aluma-CRETE Round with TUFF Wheels



G-Plate Round  
*Also available in double stack*



G-Plate Square  
*Also available in double stack*

*Bases shown in Natural Plantation Aluma-TEAK*

ANCHOR DESIGN OPTIONS

PLANTATION ALUMA-TEAK



Natural



Java



Weathered



Aspen White



Cypress




Driftwood

SOLID FINISHES




Marine Silver




Glacier White



Sandbar




Oyster



Night Fog



Espresso



Graphite



Black Sea

IN GROUND ANCHORS



Deck Mount



Deck Mount with Auto Cam-LOC



Stainless Steel Flush Mount



Stainless Steel Flush Mount with Concrete Cylinder




G-Plate with TUFF Wheels  
*for use with square G-plates only*



Sand Anchor with Stainless Steel Hitch Pin




Stainless Steel Wheel Tray for Round Bases



# OCEAN MASTER M1 CANTILEVER

OCEAN MASTER M1  
CANTILEVER



CLASSIC  
198



SHADE POD  
199



FINISH SHOWN NATURAL ALUMA-TEAK

PRODUCT OVERVIEW

## OCEAN MASTER M1 CLASSIC CANTILEVER

The Ocean Master M1 Classic Cantilever delivers beauty, premium performance and durability, endless serviceability and design versatility -- all in a scale perfectly suited for canopies up to 11' / 3.4m in diameter or 8'x12' / 2.45 x 3.65m rectangle.



FINISH SHOWN NATURAL ALUMA-TEAK

PRODUCT OVERVIEW

## OCEAN MASTER M1 SHADE POD CANTILEVER

The Ocean Master M1 Shade Pod features from one to four separate canopies supported by a single mast, offering expansive shaded areas. Easily operational with independent auto lift piston systems and locking handles, the Shade Pod allows for deployment of any of the canopies in different directions. Our modular design, marine grade components and replaceable parts assure its prolonged life.

FEATURES



Ballistic Reinforced Screw Pocket Construction




Patented Independent Bracket Hub System



Market Cut Profile



Manual Piston Assisted Lift



Stainless Steel Venice Finial



Reinforced Strut Joint Connector



Stem Cover Plate



Cam Lock Lever - Allows 360° Rotation



Easily Replaceable Parts

FINISH OPTIONS

FLAGSHIP



Polished Titanium

POWDER COAT



Black Sea



Graphite

PLANTATION ALUMA-TEAK



Java



Espresso



Natural



Night Fog



Weathered



Oyster



Driftwood



Sandbar



Cypress



Glacier White

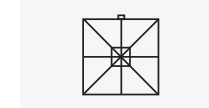


Aspen White



Silver Sand

SHAPE & SIZES



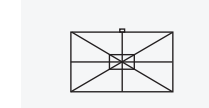
Square

ft. / m.  
8.0' / 2.45m  
10.0' / 3.0m



Octagon

ft. / m.  
9.0' / 2.75m  
11.0' / 3.4m



Rectangle


ft. / m.  
8.0' x 12.0' / 2.45m x 3.65m



DATA SHEET



FEATURES



Stainless Steel Screw Pocket Construction




Silver Delrin Hub



Reinforced Strut Joints



Auto Lift Assist Spring Locking Cam Handle




Stainless Steel Acorn Finial



Auto Lift Piston System



Cantilever Stem Beauty Cover



Cam Lock Lever - Allows 360° Rotation



Easily Replaceable Parts

FINISH OPTIONS

PLANTATION ALUMA-TEAK



Java



Natural



Weathered



Driftwood




Cypress



Aspen White

POWDER COAT



Black Sea



Graphite



Espresso



Night Fog



Oyster



Sandbar



Glacier White



Silver Sand

SHAPE & SIZES



Square

sq. ft. / sq. m.  
128' / 12m2  
200' / 18m2



Square

sq. ft. / sq. m.  
192' / 18m2  
300' / 27m2



Square

sq. ft. / sq. m.  
256' / 24m2  
400' / 36m2



DATA SHEET




ABOVE GROUND ANCHORS



ANCHOR DESIGN OPTIONS

PLANTATION ALUMA-TEAK




SOLID FINISHES



IN GROUND ANCHORS



ACCESSORIES





BAY MASTER  
MAX & M1  
CENTER POST

BAY MASTER MAX/M1  
CENTER POST



MAX CLASSIC  
204



M1 CLASSIC  
205



FIBER-FLEX  
206



MARITIME HARDWOOD  
207



FINISH SHOWN SATIN ANODIZED

PRODUCT OVERVIEW

## BAY MASTER MAX CLASSIC

The Bay Master MAX Classic is the perfect balance between durability and lightweight, built to gracefully withstand the high winds, blazing sun, and corrosive salt air of coastal settings. Inherently resistant to rust and corrosion, the Bay Master MAX Classic is perfect for beach concessionaires, restaurants, and poolside settings.

FEATURES



Ballistic Reinforced Screw Pocket Construction



Counter Balanced Manual Lift



Reinforced Strut Joints Connector



2 3/8" Deck Mount (60mm)



MAX Acorn Finial



2 3/8" Diameter Mast (60mm)

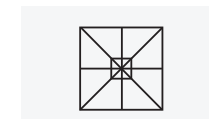
FINISH OPTIONS

FLAGSHIP



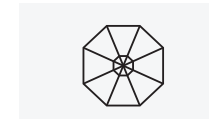
Satin Anodized

SHAPE & SIZES



Square

ft. / m.  
10.0' / 3.0m  
13.0' / 4.0m



Octagon

ft. / m.  
14.0' / 4.25m

CUSTOMIZE



DATA SHEET



FINISH SHOWN SATIN ANODIZED

PRODUCT OVERVIEW

## BAY MASTER M1 CLASSIC

The Bay Master M1 series of parasols with marine grade aluminum struts is our most durable promotional parasol collection. Intended for most commercial settings, this parasol features an extremely durable and rigid aluminum strut system. Proven in high traffic areas, oceanfront installations and exposed street-side locations, the Bay Master M1 Classic is designed to endure challenging weather conditions.

FEATURES



Ballistic Reinforced Pocket Construction



Manual Lift w/ Stainless Steel Security Pin



Reinforced Strut Joint Connector




Security Sleeve



Brushed Acorn Finial




Satin Anodized Mast



Auto-LOC Marine Pulley Lift System

FINISH OPTIONS

FLAGSHIP



Satin Anodized

POWDER COAT



Black Sea

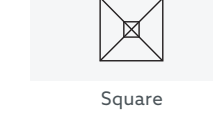


Glacier White



Natural

SHAPE & SIZES



Square

ft. / m.  
5.5' / 1.65m  
6.5' / 2.0m  
7.5' / 2.25m  
8.0' / 2.45m



Octagon

ft. / m.  
7.5' / 2.25m  
9.0' / 2.75m  
10.5' / 3.2m



Hexagon

ft. / m.  
7.0' / 2.15m  
8.5' / 2.6m  
10.0' / 3.0m



Rectangle

ft. / m.  
6.0' x 9.0' / 1.8 x 2.75m

CUSTOMIZE



DATA SHEET





FINISH SHOWN SATIN ANODIZED

PRODUCT OVERVIEW

## BAY MASTER M1 FIBER-FLEX

This parasol is inspired by the wind-swept ocean and desert landscapes of the Baja Peninsula. Tuuci incorporates flexible fiberglass struts -- aptly named Fiber-FLEX-- which absorbs punishing wind conditions, sudden gusts and corrosive salt air environments. Along with Tuuci's patented independent bracket system and our durable Bay Master M1 mast, this parasol is guaranteed to last for years.

FEATURES



Ballistic Reinforced Screw Pocket Construction



Manual Lift w/ Stainless Steel Security Pin



Reinforced Strut Joint Connector




Patented Independent Bracket System



Brushed Acorn Finial



Satin Anodized Mast



Auto-LOC Marine Pulley Lift System (Upgrade)

FINISH OPTIONS

FLAGSHIP



Satin Anodized

VINEYARD DURA-TEAK



Natural

SHAPE & SIZES



Square

ft. / m.  
5.5' / 1.65m  
6.5' / 2.0m  
7.5' / 2.25m



Octagon

ft. / m.  
7.5' / 2.25m  
9.0' / 2.75m  
10.5' / 3.2m



Hexagon

ft. / m.  
7.0' / 2.15m  
8.5' / 2.6m  
10.0' / 3.0m

CUSTOMIZE



DATA SHEET



PRODUCT OVERVIEW


## BAY MASTER M1 MARITIME HARDWOOD

As part of the Essential Collection, Tuuci's line of elegant shade parasols, where old-world craftsmanship is perfectly matched with modern corrosion-proof materials, the Bay Master M1 Maritime Hardwood is consistently a top parasol choice for luxury resorts throughout the world and for good reason; it's able to withstand tough, windy conditions in tropical climates. Tuuci's proprietary stainless steel non-expansion sleeves prevent the center pole, made from long-grain hardwood, from swelling. This unique feature allows the ribs to breathe, instead of break, in gusty conditions, ensuring years of uninterrupted service. Never before has the wind been at such a disadvantage.

FEATURES




Ballistic Reinforced Pocket Construction



Manual Lift w/ Pin



Reinforced Strut Joint Connector



Maritime Hub



Brushed Acorn Finial



Maritime Mast

FINISH OPTIONS

REAL HARDWOOD



Natural

SHAPE & SIZES



Square

ft. / m.  
6.5' / 2.0m



Octagon

ft. / m.  
9.0' / 2.75m



Hexagon

ft. / m.  
8.5' / 2.6m

CUSTOMIZE



DATA SHEET



# BAY MASTER MAX CLASSIC

## ABOVE GROUND ANCHORS



Aluma-CRETE Round



G-Plate Square  
Also available in double and triple stack



Aluma-CRETE Round



G-Plate Square  
Also available in double and triple stack

Bases shown in Natural Plantation Aluma-TEAK

## ANCHOR DESIGN OPTIONS

### PLANTATION ALUMA-TEAK



Natural Java Weathered Aspen White Cypress Driftwood

### SOLID FINISHES



Marine Silver Glacier White Sandbar Oyster Night Fog Espresso Graphite Black Sea

## IN GROUND ANCHORS



Stainless Steel Bottom Plate for Security Stem



Stainless Steel In-Ground Security Mount



Stainless Steel MAX Extension



Aluminum Extension Cover



G-Plate with TUFF Wheels  
for use with square G-plates only

# BAY MASTER M1 CENTER POST

## ABOVE GROUND ANCHORS



Aluma-CRETE Round



Aluma-CRETE Round with TUFF Wheels



G-Plate Round  
Also available in double stack



G-Plate Square  
Also available in double stack



Aluma-CRETE Round



Aluma-CRETE Round with TUFF Wheels



G-Plate Round  
Also available in double stack



G-Plate Square  
Also available in double stack

Bases shown in Natural Plantation Aluma-TEAK

## ANCHOR DESIGN OPTIONS

### PLANTATION ALUMA-TEAK



Natural Java Weathered Aspen White Cypress Driftwood

### SOLID FINISHES



Marine Silver Glacier White Sandbar Oyster Night Fog Espresso Graphite Black Sea

## IN GROUND ANCHORS



Deck Mount



Deck Mount with Auto Cam-LOC



Stainless Steel Flush Mount



Stainless Steel Flush Mount with Concrete Cylinder




G-Plate with TUFF Wheels  
for use with square G-plates only



Sand Anchor with Stainless Steel Hitch Pin



Stainless Steel Wheel Tray for Round Bases



BAY MASTER M1  
CANTILEVER

BAY MASTER M1  
CANTILEVER



CLASSIC  
212



SWIM UNDER  
213



FINISH SHOWN SATIN ANODIZED

PRODUCT OVERVIEW

## BAY MASTER M1 CLASSIC CANTILEVER

The Bay Master M1 Classic Cantilever is modestly scaled to include smaller shapes and sizes than the larger and more robust MAX Cantilever range. Featuring stainless steel hardware, aluminum struts and Tuuci's exclusive Lift-Assist shade deployment system, this side post parasol is engineered to complement any outdoor environment.

FEATURES



Ballistic Reinforced Pocket Construction



Patented Independent Bracket Hub System



Reinforced Strut Joint Connector



Auto Lift Assist Spring Locking Cam Handle



Auto Lift Assist Piston System



Cam Lock Lever - Allows 360° Rotation



Brushed Acorn Finial



Stem Cover Plate



Easily Replaceable Parts


FINISH OPTIONS

FLAGSHIP



Satin Anodized

POWDER COAT



Black Sea



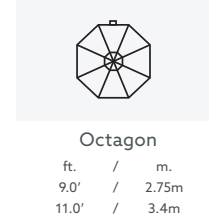
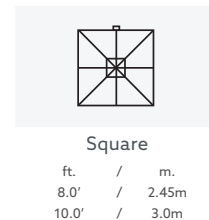
Glacier White

VINEYARD DURA-TEAK



Natural

SHAPE & SIZES



CUSTOMIZE



DATA SHEET



FINISH SHOWN SATIN ANODIZED

PRODUCT OVERVIEW

## BAY MASTER M1 SWIM UNDER CANTILEVER

The Bay Master M1 Swim Under Cantilever parasol is inspired by the wind-swept ocean and desert landscapes of the Baja Peninsula. The shorter mast allows for deployment directly over pools or patios with in-ground mounts within the base for added security and the parasol features an auto lift system on the back side of the cantilever allowing for easy opening from the poolside.

FEATURES



Ballistic Reinforced Pocket Construction



Patented Independent Bracket Hub System



Reinforced Strut Joint Connector



Brushed Acorn Finial




Stem Cover Plate



Cam Lock Lever - Allows 360° Rotation

FINISH OPTIONS

FLAGSHIP



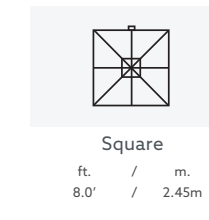
Satin Anodized

VINEYARD DURA-TEAK



Natural

SHAPE & SIZES



CUSTOMIZE



DATA SHEET



ABOVE GROUND ANCHORS



G-Plate Square  
Also available in double and triple stack



Half Aluma-CRETE  
Cube Anchor



G-Plate Square  
Also available in double and triple stack



Half Aluma-CRETE  
Cube Anchor

Bases shown in Natural Plantation Aluma-TEAK

ANCHOR DESIGN OPTIONS

PLANTATION ALUMA-TEAK



Natural Java Weathered Aspen White Cypress Driftwood

SOLID FINISHES



Marine Silver Glacier White Sandbar Oyster Night Fog Espresso Graphite Black Sea

IN GROUND ANCHORS



Stainless Steel Bottom  
Plate for Security Stem



Stainless Steel In-Ground  
Security Mount

ACCESSORIES



Half Cube Cushion  
for use with Half Aluma-Crete  
Cube only



G-Plate with TUFF Wheels  
for use with square  
G-plates only



# CABANAS



CABANA

SOLANOX  
218

ATLANTIS  
219



GRAND PACIFIC  
220

ST. TROPEZ  
221












FINISH SHOWN JAVA ALUMA-TEAK

PRODUCT OVERVIEW

## SOLANOX CABANA

Tuuci Solanox Cabana structures effortlessly transform any patio, poolside or outdoor landscape into open-air living rooms. The structure's sleek modular design is built to custom specifications; shape, size, finish, walls, seating and lighting options. The outdoors never felt more luxurious.



FEATURES

 Lighting Option	 TV Mount Option	 Heater Option
 Trellis Roof	 Water Resistant Fabric Roof Option	 Bench, L-Bench or Bed
 4 Trellis Side Walls/ Front & Inside Full Fabric Curtains / 2x Trellis Roof	 Full Fabric Curtains with Tie Backs	 Outlet

FINISH OPTIONS

<b>PLANTATION ALUMA-TEAK</b>	<b>POWDER COAT</b>
 Java	 Black Sea
 Natural	 Graphite
 Weathered	 Espresso
 Driftwood	 Night Fog
 Cypress	 Oyster
 Aspen White	 Sandbar
	 Glacier White
	 Silver Sand

SHAPE & SIZES

 Square ft. / m. 8.0' / 2.45m 10.0' / 3.0m 12.0' / 3.65m	 Rectangle ft. / m. 8.0' x 10.0' / 2.45 x 3.0m 8.0' x 12.0' / 2.45 x 3.65m 10.0' x 12.0' / 3.0 x 3.65m
---	--

CUSTOMIZE



DATA SHEET



PRODUCT OVERVIEW

## ATLANTIS CABANA

Adding a dramatic sense of style to any setting has never been easier. The Atlantis Cabana is an impressive combination of Tuuci's distinctive style and customary utility. Topped with a Vector Vent and flanked with ample drapes in high-performance marine grade fabric, the Atlantis is built with an Armor-Wall™ aluminum marine alloy frame. It can be secured directly to a deck or in portable bases to create the perfect temporary or permanent outdoor room.



FEATURES

 Venice Aluminum Finial	 Armor-Wall Mast	 Reinforced Strut Joint
 Aluminum Construction w/ Stainless Steel Components	 Stainless Steel Curtain Rings, Grommets, and Clips	 Optional Pre-Wired Junction Box

FINISH OPTIONS

 Polished Titanium	 Natural
--	--

SHAPE & SIZES

 Square ft. / m. 8.0' / 2.45m 10.0' / 3.0m	 Rectangle ft. / m. 8.0' x 12.0' / 2.45 x 3.65m
--	---



PRODUCT OVERVIEW

## GRAND PACIFIC CABANA

The ultimate in beauty and privacy with maximum durability. Topped with an oversized market profile, Vector Vent canopy and flanked with three optional tensioned structural fabric walls, the Grand Pacific offers a romantic retreat and spacious outdoor room. Armor-Wall™ marine grade aluminum makes this our toughest pavilion. Custom-crafted, high-performance marine grade fabrics ensure durability, and beauty is never compromised.

FEATURES



FINISH OPTIONS



Polished Titanium

SHAPE & SIZES



Square

ft. / m.  
12.0' / 3.65m



PRODUCT OVERVIEW

## ST. TROPEZ CABANA

Adorned with luxurious fabric and interior trimmings for the ultimate in beachfront privacy, the pavilion is inspired by the seaside lifestyles of the Mediterranean coast. The St. Tropez Cabana features three fabric walls and a unique, height adjustable, retractable awning, as well as interior privacy drapes that are ideal for creating a secluded changing or storage area. This is the most luxurious chalet for soaking in any seaside landscape.

FEATURES



FINISH OPTIONS



Polished Titanium

SHAPE & SIZES



Rectangle

ft. / m.  
10.0' x 12.0' / 3.0 x 3.65m

# LOUNGES



LOUNGE



SOLANOX DOUBLE CHAISE  
224



MERCURY  
225



CRESCENT  
226



AIR LOUNGE+WAVE STAND  
227



FINISH SHOWN **JAVA ALUMA-TEAK**

PRODUCT OVERVIEW

## SOLANOX DOUBLE CHAISE LOUNGE









Tuuci's exclusive Solanox Double Chaise Lounge is luxury and durability in one package. Engineered with 4" / 10cm square Armor Wall aluminum extrusions, and finished with our range of powder-coat options or our exclusive Aluma-TEAK™ finish, this eye-popping piece is at home in any commercial or residential environment. Enjoy a good book or lie back for an afternoon nap. Relaxation has never been so beautiful.

FEATURES

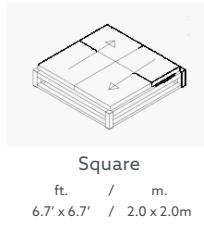


Adjustable Reclining Positions

FINISH OPTIONS

PLANTATION ALUMA-TEAK	POWDER COAT
 Java	 Black Sea
 Natural	 Graphite
 Weathered	 Espresso
 Driftwood	 Night Fog
 Cypress	 Oyster
 Aspen White	 Sandbar
	 Glacier White
	 Silver Sand

SHAPE & SIZES



PRODUCT OVERVIEW

## MERCURY LOUNGE

Open air, covered with shade and filled with cushions and comfort, the Mercury Bed & Sun Lounge takes relaxation to a new level. Constructed with Tuuci's polished-titanium Armor-Wall™ aluminum frame and modular marine grade components, the Mercury features high-performance fabric cushions and bed coverings with sheer privacy curtains. Optional market-style canopy top with Vector Vent can be removed to reveal standard retractable sunroof drapes. It's extreme ambiance for any property.

FEATURES



FINISH OPTIONS



SHAPE & SIZES





PRODUCT OVERVIEW

## CRESCENT LOUNGE

Enjoying the natural world's elements has never been so relaxing. The Crescent Lounge is an oasis of comfort and style, riding on 100 square feet of plush cushions, throw pillows, drapery and full open-air shade coverage. Constructed of Tuuci's Armor-Wall™ aluminum framework, stainless steel hardware and marine grade patented components, the Crescent Lounge is suited to withstand any outdoor environment. Enjoy this comfort lounge directly on the beach, under the sun and by the water. The Crescent Lounge is your private relaxation oasis.

FEATURES



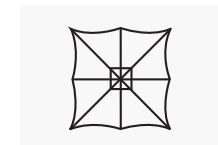
Venice Aluminum Finial    Armor-Wall Mast    Vector Vent

FINISH OPTIONS



Polished Titanium

SHAPE & SIZES



Square  
ft. / m.  
11.0' x 11.0' / 3.4 x 3.4m



PRODUCT OVERVIEW

## AIR LOUNGE + WAVE STAND


Stretching the horizons of hammock comfort and innovation, Tuuci's Air Lounge is the ultimate way to relax. Designed to gently contract and expand for a smooth ride, its unique beauty is matched only by its durable construction of Ultra Dry-Core Comfort Mesh and durable hardwood stretcher bars. Years of awe-inspiring relaxation await your arrival.

FEATURES



Stainless Steel Hook and Link Adjustments    Patented Spring Suspension System    Anti-Slide Shock Absorbing Pads

FINISH OPTIONS

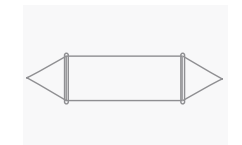


Polished Titanium

Black

White

SHAPE & SIZES



Wave Stand  
ft. / m.  
5.0' x 14.0' / 1.4 x 4.35m  
Air Lounge  
4.0' x 7.0' / 1.25 x 2.1m




# ACCESSORIES



URBAN GARDEN  
PLANTERS

HIGHLAND  
230

MAINLAND  
231



FREESTANDING

TRELLIS SCREEN  
232

LIGHT POST  
233



FINISH SHOWN **NATURAL ALUMA-TEAK**

PRODUCT OVERVIEW

## HIGHLAND PLANTER

Reminiscent of the mixed materials from sailing yachts and today's luxurious furniture designs, the Highland Planter is a refined vision of timelessness, featuring thin ridges that provide an elevated accent to the wider channels. Enhance any outdoor aesthetic with the ability to select a premium Aluma-TEAK wood finish or powder coat on the channels combined with a powder coat or polished titanium finish on the ridges.


FEATURES



FINISH OPTIONS

PLANTATION ALUMA-TEAK	POWDER COAT
Java	Black Sea
Natural	Graphite
Weathered	Espresso
Driftwood	Night Fog
Cypress	Oyster
Aspen White	Sandbar
	Glacier White
	Silver Sand

SHAPE & SIZES



**LOW**

14" D x 18" W x 18" H  
36 x 46 x 46 CM

14" D x 36" W x 18" H  
36 x 92 x 46 CM

36" D x 36" W x 18" H  
92 x 92 x 46 CM

14" D x 72" W x 18" H  
36 x 183 x 46 CM



**TALL**

14" D x 18" W x 30" H  
36 x 46 x 76 CM

14" D x 36" W x 30" H  
36 x 92 x 76 CM

14" D x 72" W x 30" H  
36 x 183 x 76 CM

CUSTOMIZE



DATA SHEET



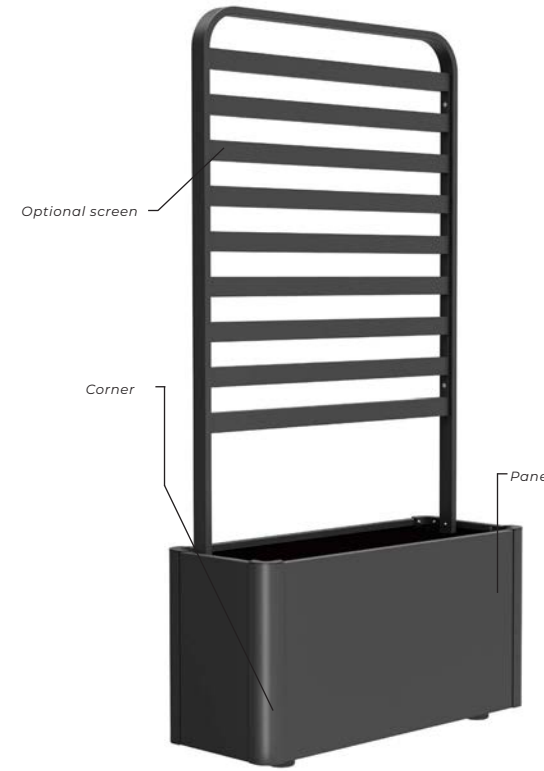
FINISH SHOWN **GRAPHITE**

PRODUCT OVERVIEW

## MAINLAND PLANTER

The effortlessly simple and monochromatic design of the Mainland Planter offers a nod to contemporary design roots and can be comfortably situated as a complementary architectural feature in classic settings.


FEATURES



FINISH OPTIONS

POWDER COAT
Black Sea
Graphite
Espresso
Night Fog
Oyster
Sandbar
Glacier White
Silver Sand

SHAPE & SIZES

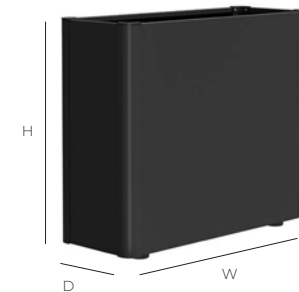


**LOW**

14" D x 18" W x 18" H  
36 x 46 x 46 CM

14" D x 36" W x 18" H  
36 x 92 x 46 CM

36" D x 36" W x 18" H  
92 x 92 x 46 CM



**TALL**

14" D x 18" W x 30" H  
36 x 46 x 76 CM


14" D x 36" W x 30" H  
36 x 92 x 76 CM

CUSTOMIZE



DATA SHEET





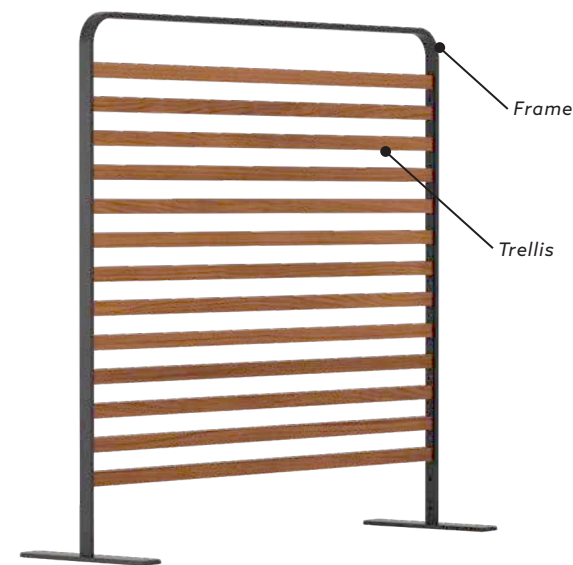
FINISH SHOWN **NATURAL ALUMA-TEAK & GRAPHITE**

PRODUCT OVERVIEW

## FREESTANDING TRELIS SCREEN


Presenting our Freestanding Trellis Screen, craft your personalized open-air retreat. Select from a range of powder coat finishes available for the frame, offering both beauty and durability. For the trellis itself, opt between the powder coat finish or take it a notch higher with the luxurious aluma-TEAK upgrade.

FEATURES




FINISH OPTIONS


PLANTATION ALUMA-TEAK  
(available as upgrade for trellis)



POWDER COAT



SHAPE & SIZES



22" D x 36" W x 60" H 56 x 92 x 152 CM
22" D x 74" W x 60" H 56 x 183 x 152 CM

H

CUSTOMIZE



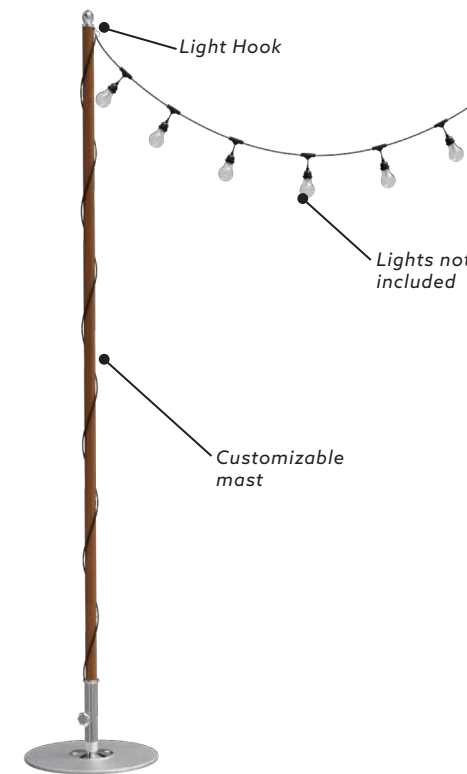
FINISH SHOWN **NATURAL ALUMA-TEAK**

PRODUCT OVERVIEW

## FREESTANDING LIGHT POST

Brighten your outdoor oasis! Discover the transformative power of our Freestanding Light Post. Tailored to your taste with fifteen unique finish options, and pairs perfectly with Tuuci's Round G-plate Anchor. Set the mood and light up your space in style, crafting an inviting ambiance effortlessly.

FEATURES




FINISH OPTIONS

FLAGSHIP




Polished Titanium

PLANTATION ALUMA-TEAK



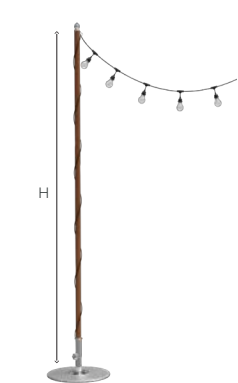
Aspen White

POWDER COAT



Silver Sand

SHAPE & SIZES



108" / 275 CM HIGH

CUSTOMIZE






## MATERIALS & ENHANCEMENTS

---

# PLANTATION ALUMA-TEAK FINISHES

— Our state-of-the-art Aluma-TEAK coating conveys the elegance of hardwood with unparalleled resilience to the elements.

Tuuci pioneered the art of creating a product with the indistinguishable appearance of hardwood that is impervious to seaside corrosion and UV degradation. We continue to perfect and expand our collection of woodgrain offerings to enhance every setting.



# SOLID POWDER COAT FINISHES

— Tuuci offers a variety of on-trend, modern and classic finishes to complement your outdoor space. Choose from Tuuci's premium coating options to seamlessly integrate your parasols into your design vision and feel confident knowing the frame finish is covered by a five-year warranty.



BLACK SEA

GRAPHITE

ESPRESSO

NIGHT FOG

OYSTER

SANDBAR

GLACIER WHITE

# MXT 9000-9600 FABRICS

\*No flat binding † No braid binding

## HEATHERS & TEXTURES

Sophisticated textures add depth to outdoor projects.

Swatches shown in MXT



**Sugar**  
MXT 9097



**Fossil**  
MXT 9083†



**Sand**  
MXT 9093\*†



**Alabaster**  
MXT 9080†



**Pumice**  
MXT 9091\*†



**Nantucket Dune**  
MXT 9088†



**Mojave**  
MXT 9086†



**Moraine**  
MXT 9087†




**Stone**  
MXT 9096†



**Shale Rib**  
MXT 9095\*†




**Shadow**  
MXT 9094†




**Pewter Rib**  
MXT 9090\*†



**Stingray**  
MXT 9050



**Charcoal Rib**  
MXT 9082




**Ash Gray**  
MXT 9081†




**Onyx**  
MXT 9089




**Glacier**  
MXT 9084



**Royal Blue Rib**  
MXT 9092



**Woodland**  
MXT 9098  
CXT 8098




**Hemlock Rib**  
MXT 9085

# MXT 9000-9600 FABRICS


\*No flat binding † No braid binding

## LAND & BEACH

These timeless neutrals in warm and cool shades integrate into any natural environment.



**Snow**  
MXT 9105  
CXT 8105



**Natural**  
MXT 9003  
CXT 8003



**Scallop**  
MXT 9004



**Malt**  
MXT 9102†



**Eggshell**  
MXT 9101



**Crème**  
MXT 9100



**Scone**  
MXT 9104



**Sahara**  
MXT 9051



**Beeswax**  
MXT 9099  
CXT 8099



**Ecru**  
MXT 9005




**Thunder**  
MXT 9107



**Truffle**  
MXT 9010  
CXT 8010



**Platinum**  
MXT 9007



**Pearl**  
MXT 9103†



**Dolphin**  
MXT 9008




**Anchor Gray**  
MXT 9009  
CXT 8009



**Cocoa Bean**  
MXT 9045  
CXT 8045



**Espresso**  
MXT 9046



**Tempest**  
MXT 9106†



**Black**  
MXT 9006  
CXT 8006

# MXT 9000-9600 FABRICS

\*No flat binding † No braid binding

## SEA & SKY

Soothing greens and blues invoke calming waters and tranquil horizons.

Swatches shown in MXT



**Lichen**  
MXT 9113†



**Sprout**  
MXT 9299



**Sage**  
MXT 9041




**Moss**  
MXT 9296\*



**Sea Mist**  
MXT 9298



**Turks**  
MXT 9015  
CXT 8015



**Curacao**  
MXT 9040




**Bahama**  
MXT 9108



**Heaven**  
MXT 9112†




**Harbour**  
MXT 9111



**Cerulean**  
MXT 9109  
CXT 8109



**Blue Stone**  
MXT 9011  
CXT 8011



**French Lilac**  
MXT 9110†



**Portofino**  
MXT 9043  
CXT 8043



**Regatta Blue**  
MXT 9297  
CXT 8297




**Compass Blue**  
MXT 9012




**Abaco**  
MXT 9049



**Evergreen**  
MXT 9047  
CXT 8047



**Admiral Navy**  
MXT 9044



**Midnight Blue**  
MXT 9114  
CXT 8114

# MXT 9000-9600 FABRICS

\*No flat binding † No braid binding


## SUN & FLOWERS

Sunny, warm colors and cool shades that will brighten up any patio, terrace, or outdoor setting.

Swatches shown in MXT




**Canary**  
MXT 9303†




**Sunburst**  
MXT 9016  
CXT 8016




**Marigold**  
MXT 9310\*



**Nectarine**  
MXT 9304†



**Grapefruit**  
MXT 9307†



**Begonia**  
MXT 9301




**Apricot**  
MXT 9053  
CXT 8053



**Madrona**  
MXT 9309  
CXT 8309




**Peony**  
MXT 9311\*



**Dragonfruit**  
MXT 9302  
CXT 8302



**Cherry**  
MXT 9013  
CXT 8013



**Scarlet**  
MXT 9014  
CXT 8014



**Flame**  
MXT 9306\*†



**Chili**  
MXT 9052  
CXT 8052



**Cabernet**  
MXT 9042  
CXT 8042



**Eggplant**  
MXT 9305†



**Violet**  
MXT 9312†



**Lapis**  
MXT 9308



**Indigo**  
MXT 9048




**Amethyst**  
MXT 9300\*†

# MXT 9000-9600 FABRICS

## CLASSIC STRIPES


From the French Riviera to Miami Beach, these classic stripes check all the boxes for the flawless beach palette.



**Sun Yellow**  
MXT 9320




**Bright Orange**  
MXT 9314



**Cloud Grey**  
MXT 9315



**Alpine Green**  
MXT 9313



**Royal Blue**  
MXT 9074




**Marina Blue**  
MXT 9318



**Dark Navy**  
MXT 9317



**Coal Black**  
MXT 9316




**Poppy Red**  
MXT 9319

# MXT 9700 & LXT 7700 FABRICS

## HORIZONS & TERRAIN

A well balanced neutral palette grounded in the colors of the earth.

Swatches shown in MXT unless otherwise noted.




**Whitecap**  
MXT 9700  
LXT 7700



**Whisper Gray**  
MXT 9707  
LXT 7707



**Moonstone**  
MXT 9701




**Barley**  
MXT 9702



**Sienna**  
MXT 9706  
LXT 7706



**Almond**  
MXT 9703



**Georgetown**  
MXT 9708



**Squall**  
MXT 9709  
LXT 7709



**Meteorite**  
MXT 9710



**Basalt**  
MXT 9714  
LXT 7714




**Daffodil**  
MXT 9705



**Abyss**  
MXT 9713  
LXT 7713




**Deep Emerald**  
MXT 9711  
LXT 7711



**Earth**  
MXT 9712

## PXT 10000 FABRICS



**White Sail**  
PXT 10001



**Nightfall**  
PXT 10002



**Obsidian**  
PXT 10003

## MXT 9800 FABRICS



**Arctic Silver**  
MXT 9800




**Comet**  
MXT 9801



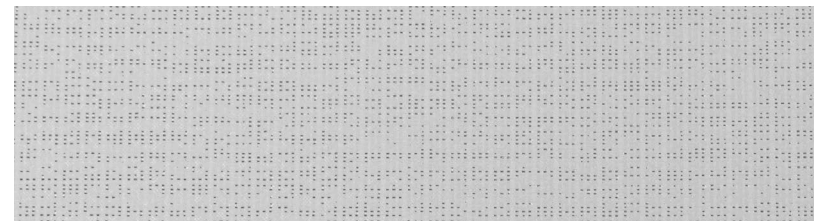
**Black Pearl**  
MXT 9802

## PXT 10000-86 & -92 FABRICS


Swatches shown in PXT 10000-86 series unless otherwise noted.




**Spinnaker**  
PXT 10004-86  
PXT 10004-92




**Gateway/Spinnaker**  
PXT 10014-86  
PXT 10014-92 (shown)




**Haze**  
PXT 10005-86  
PXT 10005-92




**Gateway**  
PXT 10006-86  
PXT 10006-92



**Grayhound**  
PXT 10007-86  
PXT 10007-92



**Hammerhead**  
PXT 10008-86  
PXT 10008-92



**Lemon**  
PXT 10010-86  
PXT 10010-92



**Crimson**  
PXT 10011-86  
PXT 10011-92



**Pear**  
PXT 10012-86  
PXT 10012-92



**Raven**  
PXT 10013-86  
PXT 10013-92

## NAUTICALLY DESIGNED FOR EXTREME ENVIRONMENTS

Tuuci's high performance exterior textiles are designed to endure nature's most extreme environments. This selection offers a range of dynamic colors, textures, and patterns, meticulously crafted in a variety of grades to enhance your outdoor shade experience and inspire you to live your best life outdoors.

### PREMIER PXT SERIES

#### Premier PXT 10000

The most durable and highest performing textile for continued extreme exposure while offering excellent water repellency and superior tensile strength. It is a standard canopy option for the Ocean Master MAX F-1.

#### Premier PXT 10000-92

This series presents the unique balance of extreme strength and open weave construction, making it ideal for high wind applications where 100% shade and water resistance isn't required. This series offers 4% open weave ratio. It is a standard canopy option for the Ocean Master MAX F-1 and is recommended for the Stingray.

#### Premier PXT 10000-86

This series presents the unique balance of extreme strength and open weave construction, making it ideal for high wind applications where 100% shade and water resistance isn't required. This series offers 14% open weave ratio. It is a standard canopy option for the Ocean Master MAX F-1 and is recommended for the Stingray.

### MARINE MXT SERIES

#### Marine MXT 9000-9600

Perfect for commercial and residential use in both extreme and moderate environments. This versatile acrylic fabric series offers the greatest selection of colors, the longest warranty, and is available on most products. *Flat binding required with fishtail profile. Braid binding required with valance.*

#### Marine MXT 9800

This two-ply polyester fabric with resin coating comes standard with a two-toned canopy, where the underside is white and the colored resin coating is on the top. Commonly used on the Ocean Master M1 Manta.

#### Marine MXT 9700

The polyester construction of the Marine MXT 9700 Series maintains a unique balance of strength to weight ratio and has been specifically selected for use with the Ocean Master MEGA MAX but is available on many other collections too.

### COMFORT CXT SERIES

#### Comfort CXT 8000

This acrylic fabric is ideal for smaller parasols where the strength of marine grade fabric is not required. Also, this is the preferred option for cabana bench upholstery.

### LIGHT LXT SERIES

#### Light LXT 7700

A lighter alternative to the MXT 9700 Series, the woven polyester construction is ideal for smaller parasols.

# CANOPY ENHANCEMENT OPTIONS

CORD FRINGE  
Standard 15cm length



BRUSH FRINGE  
Standard 5cm length



MARKET CUT PROFILE



FISHTAIL PROFILE  
Only available on octagon and hexagon canopies



DOUBLE SIDED CANOPY  
Not available on Ocean Master MAX F-1



CONTRASTING BINDING  
Binding on canopy edge and vent



ACCENT BORDER  
15cm accent border on top and underside of the canopy



CONTRASTING POCKETS  
Pocket color on top and underside of canopy



CONTRASTING WIND VENT  
The standard is matching. Please specify when a contrasting vent is preferred.



ALTERNATING PANELS



THREE PIECE ALTERNATING PANELS  
Straight valance  
Only available on Pagoda



THREE PIECE ALTERNATING PANELS  
Teardrop valance  
Only available on Pagoda



DOUBLE WIND VENT  
Only available on Ocean Master M1 Classic hexagon and octagon



STRAIGHT VALANCE  
with braid binding



SCALLOPED VALANCE  
with braid binding



CLASSIC ROMAN VALANCE  
with braid binding



MODERN ROMAN VALANCE  
with braid binding



SEA SCALLOP VALANCE  
only available on Cupola



Three piece alternating panels with teardrop valance, tassels, braid binding and double sided canopy



Scalloped valance with braid binding and cord fringe



Classic roman valance with braid binding



Modern roman valance with braid binding



Fishtail profile with flat braid binding and accent border



Straight valance with braid binding



Double sided canopy with contrasting flat binding on canopy edge and vent



Contrasting flat binding, pockets, and wind vent



# ULTIMATE SHADE BRANDING

— How you promote your brand says something about it. That's why Tuuci will showcase it with the enduring quality it deserves. That means nailing the details, like quality printing on both the top and the underside and delivering exact color matches to your visual identity.

Around the globe, leading restaurant brands, franchises and luxury resorts rely on Tuuci to deliver shade made right. Our in-house designers will execute your corporate identity and brand vision, creating a stunning asset for your restaurant, hotel, franchise or business. Your brand is made to last. It deserves shade made the same way.



#### PANTONE MATCHING

Your brand guidelines and messaging are perfectly matched and flawlessly executed.



#### DESIGN SERVICES

Turn your vision into a reality with help from our in-house design team.



#### PIXEL PERFECT PRINTING

Exacting standards lead to precise results with our logo printing process.



#### LONG-LASTING COLOR

We use dyes and techniques that will last for years to come, even under the harshest conditions.

STAY OUTSIDE.



**GLOBAL MISSION CONTROL**

MIAMI, USA  
INFO@TUUCI.COM  
+1.305.634.5116

**EUROPE SHADE POST**

OISTERWIJK, THE NETHERLANDS  
INFO@TUUCI.EU  
+31.13.522.0471

**ASIA-PACIFIC SHADE POST**

HO CHI MINH CITY, VIETNAM  
INFO@TUUCI.COM  
+84.274.379.4714

**TUUCI.COM**